



ICA viene fondata nel 1980 a Cassino, nel cuore di una delle più importanti aree industriali del Lazio. La famiglia Miele, da sempre alla guida dell'azienda ha creato una realtà specializzata nel settore della sicurezza, dapprima nella produzione di casseforti e caveau e, in seguito a partire dal 1990, nella produzione di porte blindate, riconosciute dal mercato per un valore imprescindibile: la qualità intesa come sintesi tra design e solidità, funzionalità e sostenibilità.

ICA was founded in 1980 in Cassino, in the heart of one of the most important industrial areas of Lazio. The helm of the company has always remained in the hands of the Miele family. They have shaped it into the security sector, first in the production of lockboxes and vault, then, starting from 1990, in the production of security doors, recognized by the market for an essential value: quality as a synthesis between design and solidity, functionality and sustainability.



**Indice generale**  
Index

**Introduzione** .06  
Introduction

**Certificazioni** .18  
Certifications

**Sicurezza e innovazione** .24  
Safety and innovation

**ICA|Pivò** .32

**ICA|Manta** .44

**ICA|Mostra** .58

**ICA|i-Door** .62

**ICA|Pivò fianchi luce** .70

**ICA|Manta fianchi luce** .72

**ICA|i-Door fianchi luce** .74

**Gamma vetri** .76  
Glass samples

**Gamma telai** .78  
Frame samples

**Materica collection** .82

**Pannelli HPL** .152  
HPL Panels

**Maniglie** .168  
Handles

**Tavole tecniche** .208  
Technical tables

## Metallo e ingegno Metal and ingenuity

ICA presenta la sua linea di porte blindate di alta gamma per rispondere ad ogni esigenza di sicurezza, ricercando un design esclusivo ed elegante. Le porte blindate ICA combinano in maniera innovativa materiali tradizionali e tecnologia, caratterizzandosi per una qualità estetico-progettuale sempre più sofisticata. La personalizzazione e l'estrema flessibilità del processo produttivo sono tra i principali punti di forza dell'azienda, che consentono di collocare ed integrare i prodotti ICA in ogni tipo di ambiente, in sintonia con le tendenze dell'architettura e dell'interior design.

ICA presents its wide range of unique and stylish security doors designed to meet every security and anti-burglary requirement. ICA's security doors combine traditional materials and technology in an innovative way and are characterized by an increasingly sophisticated design and aesthetic quality. A bespoke service and extreme flexibility of the production process are among the company's main strengths, making ICA products suitable for use in all kinds of environments, in keeping with architectural and interior design trends.



## Produzione flessibile Flexible production



All'interno del nostro stabilimento ha luogo l'intero ciclo produttivo: dall'arrivo delle materie prime alle lavorazioni meccaniche di taglio, punzonatura, piegatura, puntatura e saldatura, fino alla verniciatura a polveri e al montaggio e imballaggio per la spedizione. Ciò consente una gestione flessibile, che soddisfa sia la richiesta del singolo prodotto sia le più complesse attività legate al contract.


The entire production cycle takes place in our facilities: from the arrival of the raw materials to mechanical cutting, punching, bending, tack welding, final welding, powder coating, assembly and packaging for delivery. This enables us to be flexible and satisfy individual product needs while also carrying out more complex activities for the contract market.






La mission dell'azienda è coniugare sicurezza ed estetica, proponendo modelli in grado di soddisfare le più ampie esigenze abitative moderne: difesa della propria abitazione (ufficio, negozio, studio professionale, ecc.) e attenzione allo stile che ogni elemento, sia esso architettonico o d'arredo, riesce a comunicare.


ICA's mission is to combine safety and style, offering a range of doors to meet the most diverse needs of modern living: burglar resistance (for offices, shops, private practices, etc.), but also an attention to design that every element, whether architectural or decorative, manages to convey.





Il core-business è incentrato sulla produzione di un'ampia gamma di modelli, integrando in ognuno le più avanzate tecnologie per garantire uno standard di sicurezza elevato, unitamente all'impiego dei migliori e più ricercati materiali, al fine di offrire qualità e design al top.

The company's core business focuses on the production of a wide range of doors, crafted using cutting-edge technologies and the finest and most valuable materials to ensure the highest safety standards, as well as top quality and style.



La scelta dei partner fornitori prevede un'attenta analisi di qualifica, con l'obiettivo di completare il prodotto finito ICA solo con aziende italiane, che producano in Italia. In tal modo, ICA assicura ai propri clienti il vero Made in Italy.

The focus on security and style means that potential suppliers are put through ICA's rigorous supplier evaluation process to ensure a finished article produced in Italy by Italian companies. In this way, ICA can guarantee its customers that its products are genuinely Made in Italy.





La componente produttiva si avvale della sinergia tra uomo e macchina, attraverso l'utilizzo di apparecchiature di ultima generazione, conservando, volutamente, una forte connotazione artigianale, dove l'elemento umano è fortemente presente. Fattori che permettono di realizzare congiuntamente il prodotto seriale ma, soprattutto, articoli sartoriali costruiti su misura per vestire le molteplici esigenze che il mercato sempre più richiede.

The synergy between man and machine is evident in our production methods thanks to the use of cutting-edge machinery willingly coupled with a distinct artisanal element which emphasizes the human aspect of our production. These factors allow our company to create not only mass produced items but, particularly, bespoke items, manufactured to meet the market's everincreasing diverse demands.



## Test e certificazioni

## Tests and certifications

Le porte blindate ICA sono sottoposte ai più rigorosi test di laboratorio stabiliti dalla normativa europea, che definisce la classe antieffrazione, le performance in termini di trasmittanza termica, tenuta all'aria, acqua e vento, abbattimento acustico e resistenza al fuoco.

L'offerta commerciale comprende:

- porte blindate a battente singolo o doppio;
- porte con sopra luce e fianchi luce fissi;
- porte ad arco;
- porte con cerniere a scomparsa e filo muro;
- porte resistenti al fuoco.

Tutti i modelli sono offerti in classe 3 (a partire già dal modello base) e in classe 4 antieffrazione, ad apertura meccanica in combinazione con serrature a doppia mappa e cilindro europeo, ad apertura automatica con tecnologia elettronica. In merito all'insonorizzazione tutti i modelli partono da un abbattimento di 30dB fino a 43dB.

La trasmittanza termica, invece, parte da un valore base di  $U=1.97$  e può raggiungere, nella linea Energy, un valore di  $U=1.2$ .

ICA's security doors undergo rigorous laboratory tests according to European standards, to define their burglar resistance class as well as their performance in terms of thermal transmittance, air, water and wind tightness, sound insulation and fire resistance.

Our range of products includes:

- single or double leaf security doors;
- doors with glass, fixed transom and sidelites;
- arch doors;
- flush-to-wall doors with invisible hinges;
- fire resistant doors.

All doors are available in burglar resistance class 3 (starting from the basic model) and 4, with mechanical opening combined with universal lock with double ward heart and European cylinder heart, and with automatic opening with electronic technology.

The sound insulation of all our models starts from 30dB and ranges up to 43dB. Thermal transmittance starts from  $U=1.97$  but can reach  $U=1.2$  in our Energy line of doors

## MARCATURA CE CE MARKING



ITA

The CE marking for external wicket doors is governed by UNI-EN 14351-1 standard which sets out the requirements which must be declared by law:

- air permeability
- water tightness
- resistance to wind load
- thermal transmittance
- acoustic performance

Manufacturers can also choose to include a list of voluntary characteristics in addition to those required under the CE marking.

These include:

- burglar resistance class
- fire resistance

It is important to point out that the CE marking does not establish performance limits. Rather its purpose is to confirm the "quality" of a product, understood as "the set of characteristics which make a product fit for the specific purpose for which it has been purchased". The principle underlying the directive is, therefore, one of absolute transparency of information.

ENG

La marcatura CE di porte pedonali per uso esterno è disciplinata dalla norma UNI EN 14351-1 che ne definisce i requisiti obbligatori da dichiarare:

- permeabilità all'aria
- tenuta all'acqua
- resistenza al carico del vento
- trasmittanza termica
- isolamento acustico

Inoltre esistono requisiti che ogni produttore può decidere volontariamente di includere all'interno dei valori che accompagnano la marcatura CE.

Tra questi figurano anche:

- la classe di resistenza alle effrazioni
- la resistenza al fuoco

È importante sottolineare che la marcatura CE non impone limiti prestazionali. Il suo scopo è quello di evidenziare la "qualità" di un prodotto intesa come "l'insieme delle caratteristiche che lo rendono idoneo allo specifico utilizzo per cui il prodotto è stato acquistato". La filosofia della direttiva è, pertanto, quella della assoluta trasparenza delle informazioni.

## RESISTENZA ALL'EFFRAZIONE BURGLAR RESISTANCE



### La capacità di resistere ai tentativi di effrazione della porta blindata

La resistenza all'effrazione rappresenta la caratteristica prioritaria, in quanto la porta d'ingresso viene ideata, progettata e realizzata per proteggere innanzitutto le persone, gli ambienti e le cose da pericolose intrusioni esterne. La resistenza all'effrazione, in termini di requisiti, classificazione e metodologie di prove, è regolamentata da norme europee (EN 1627, EN 1628, EN 1629 e EN 1630) che definiscono i test da effettuare sui campioni:

- prova di carico statico
- prova di carico dinamico
- prova di attacco manuale

Se tutti i test hanno esito positivo, il campione viene classificato, secondo la norma UNI ENV 1627, in specifiche classi di appartenenza che vanno dalla 1 alla 6 in senso migliorativo.


### Defined as the ability of a security door to withstand burglary attempts

The resistance of a door to burglary attempts is its main characteristic, since the primary purpose of conceiving, designing and manufacturing such entrance doors is to protect the people, rooms and property inside the building from dangerous intrusions. In terms of requirements, classification and test methods, burglar resistance is regulated by European standards (EN 1627, EN 1628, EN 1629 and EN 1630) which define which tests must be carried out on the door specimen:

- static load test
- dynamic load test
- manual attack test

If the door passes all the tests, it is classified in accordance with UNI ENV 1627, using classes from 1 to 6, with 6 offering the highest resistance.

PERMEABILITÀ ALL'ARIA  
AIR PERMEABILITY



TENUTA ALL'ACQUA  
WATER TIGHTNESS



TENUTA AL CARICO DEL VENTO  
RESISTANCE TO WIND LOAD



TRASMITTANZA TERMICA  
THERMAL TRANSMITTANCE



ITA

**La capacità di impedire il passaggio di aria attraverso la porta blindata**

La permeabilità all'aria riveste particolare importanza non solo ai fini della tenuta, ma anche in relazione all'isolamento termico e all'isolamento acustico che la porta deve garantire.

Tale caratteristica viene determinata mediante specifiche prove di laboratorio eseguite in conformità alla norma UNI EN 1026. Il campione deve essere sottoposto a due test, uno con pressioni di prova positive ed uno con pressioni negative.

La media dei due valori di permeabilità all'aria in ogni stadio di pressione determina il risultato del test che viene espresso con una classe che va da 0 a 4 in senso migliorativo (UNI EN 12207).

**La capacità di impedire il passaggio di acqua attraverso la porta blindata**

La tenuta all'acqua interessa le porte d'ingresso che affacciano verso l'ambiente esterno e sono pertanto soggette agli agenti atmosferici. La determinazione di tale caratteristica avviene mediante test di laboratorio secondo il **metodo A** (per prodotti pienamente esposti) o il **metodo B** (per prodotti parzialmente protetti), in conformità a quanto indicato nella norma UNI EN 1027. Anche in questo caso è prevista una classificazione che può andare, in senso migliorativo, dalla classe 0 alla classe 9A (nel caso di metodo A), oppure dalla classe 0 alla classe 7B (nel caso di metodo B) (UNI EN 12208).

**La resistenza meccanica della porta blindata alle raffiche di vento**

La resistenza al carico di vento influisce sulla sicurezza all'uso del prodotto e si determina mediante prova di laboratorio in conformità alla norma UNI EN 12211. L'inflessione degli elementi del telaio viene determinata mediante calcolo o prova. I risultati del test di resistenza al carico di vento, a pressioni positive e negative, vengono espressi mediante specifica classificazione che va, in senso migliorativo, dalla classe 0 alla classe 5 o addirittura alla classe Exxxx (dove xxx indica la pressione reale di prova), se il campione supera le pressioni di prova previste per la classe 5 (UNI EN 12210).

**La capacità di impedire lo scambio termico tra due ambienti divisi dalla porta blindata**

La protezione termica costituisce altra importante caratteristica nel caso in cui la porta d'ingresso separi l'ambiente interno riscaldato dall'ambiente esterno o da un ambiente non riscaldato, quale può essere ad esempio il vano scala. Il grado di isolamento termico, espresso attraverso il valore di trasmittanza U è regolamentato da una norma (D. Lgs. N. 192/2005 - DPR n. 59/2009) che stabilisce i limiti di trasmittanza dei serramenti, cui sono assimilate le porte d'ingresso, in funzione della zona climatica di appartenenza dell'edificio.

ENG

**Defined as the ability to prevent air from passing through a security door**

Air permeability is a very important factor, not only in terms of tightness but also with regard to the levels of thermal and sound insulation that the door must guarantee. Air permeability is determined by means of specific laboratory tests conducted in compliance with UNI EN 1026 standard.

The air permeability test must be performed twice, under positive and negative test pressures. The classification of air permeability is based on the average of the measurements at each pressure step, expressed from 0 to 4, with 0 being the least airtight and 4 being the most airtight (UNI EN 12207).

**Defined as the ability to prevent water from passing through a security door**

Water tightness regards entrance doors which face outdoors and are therefore exposed to atmospheric agents. Water tightness is determined either by means of laboratory test **method A** (for fully exposed products) or laboratory test **method B** (for partially protected products), in compliance with UNI EN 1027 standard. Water tightness is also expressed by means of classifications, where 0 is the least watertight and 9A is the most watertight (as in the case of method A), or (as in the case of method B) where 0 is the most watertight and 7B is the least watertight (UNI EN 12208).


**Defined as the mechanical strength of a security door to resist gusts of wind**

Wind load resistance affects the safe use of the product and is determined by means of laboratory tests in compliance with UNI EN 12211. The deflection of the doorframe's parts is established by means of calculation or test. The results of the wind load resistance test, by application of positive or negative test air pressures, are expressed using a specific classification ranging from 0 to 5 (with 5 being the most resistant), or even Exxxx (where xxx indicates the real test pressure), if the specimen withstands the test pressures applied for class 5 (UNI EN 12210).

**Defined as the ability to prevent heat from passing between two areas divided by a security door**

Thermal protection is another important characteristic where the entrance door separates a heated indoor environment from an outdoor or unheated environment, as in the case of a stairwell. The degree of thermal insulation, expressed by thermal transmittance U-value, is regulated by a standard (Italian Legislative Decree No. 192/2005 - Italian Presidential Decree No. 59/2009) which sets out the limits of thermal transmittance for doors and windows, including entrance doors, according to the climatic zone in which the building is situated.

## ISOLAMENTO ACUSTICO ACOUSTIC PERFORMANCE



### La capacità di impedire il passaggio di rumore attraverso la porta blindata

Non è semplice determinare il valore di isolamento acustico reale che una porta avrà in cantiere a causa delle innumerevoli variabili che si presentano nella realtà costruttiva. Il provvedimento legislativo di riferimento, che determina i requisiti acustici passivi di un edificio, regola le prestazioni di intere parti quali, ad esempio, la facciata o i divisori. Il confort acustico di un ambiente abitativo dipende anche dal livello di isolamento che la porta, inserita nella specifica partizione, riesce ad offrire. È quindi necessario poter “classificare” anche le porte in funzione della loro prestazione in termini di isolamento acustico e far sì che tale classificazione sia omogenea tra i vari prodotti e produttori, per permettere una scelta consapevole nelle diverse situazioni. Per caratterizzare una porta dal punto di vista acustico, offrire un punto di riferimento ai progettisti e permettere un confronto prestazionale, si procede ad effettuare sulla porta i test di laboratorio prescritti da una norma internazionale (UNI EN ISO 140-3) che definisce il metodo di misurazione del potere fono isolante per via aerea di elementi di edificio, ivi incluse le porte. Le prove effettuate secondo tali norme restituiscono un valore in dB. Esso determina la capacità della porta di separare acusticamente due ambienti o, se vogliamo, la sua capacità di ridurre la pressione sonora tra gli stessi.

### Defined as the ability to prevent noise from passing through a security door

It is not easy to determine the true acoustic performance of a door in the place of manufacture, due to the countless variables present on the manufacturing site. The reference legislation that establishes a building's passive acoustic requirements regulates the performances of whole areas of the building, such as its facade or dividing walls. The level of acoustic comfort within a living space depends also on the level of insulation that the door, set inside a given partition, manages to provide. It is therefore necessary to be able to “classify” doors according to their performance in terms of sound insulation and ensure that this classification is applied uniformly across all products and manufacturers, in order to allow customers to make an informed choice whatever their situation. In order to classify a door in terms of its acoustic performance, provide a point of reference for designers and compare performances, doors are subjected to laboratory tests prescribed by an international standard (UNI EN ISO 140-3) that defines the method for measuring the airborne sound insulation of building elements, including doors. The tests conducted according to these standards provide a value in dB which specifies the ability of a door to separate two spaces acoustically, or, to put it another way, its ability to reduce the sound pressure between the two spaces.

ITA

ENG

## RESISTENZA AL FUOCO FIRE RESISTANCE



### La resistenza della porta blindata in caso di incendio

La resistenza al fuoco deve essere indicata qualora previsto nelle specifiche attività soggette alla regolamentazione di prevenzione incendi. In questi casi può essere richiesta una porta con caratteristiche di resistenza al fuoco, in grado di isolare gli effetti del fuoco e del fumo. La resistenza al fuoco si determina mediante specifico test di laboratorio, secondo la norma EN 1634-1. Il test è finalizzato alla definizione della classe di resistenza, che viene correlata al tempo in cui il manufatto mantiene stabilità meccanica, integrità al passaggio del fuoco e isolamento termico. La classificazione europea attribuisce il simbolo EI che corrisponde al precedente REI. In ogni caso la porta, per poter essere applicata nelle destinazioni d'uso soggette alla prevenzione incendi, deve essere omologata in accordo alla UNI EN 13501-2.

### Defined as the capacity of a security door to resist fire


Resistance to fire must be indicated when required for activities subject to fire prevention regulations. In these cases, a door with fire resistance characteristics, capable of reducing the spread of fire and smoke, can be ordered. Fire resistance is measured by means of a specific laboratory test in accordance with EN 1634-1. The aim of the test is to determine the door's fire resistance class which correlates to the length of time that the door maintains its mechanical stability, withstands the entry of fire and provides thermal insulation. The European classification attributes the symbol EI, previously REI. In any case, in order to be used as a fire door, the door must be approved according to the requirements of UNI EN 13501-2.



# Sicurezza e innovazione Safety and innovation

Difesa della propria abitazione ed attenzione allo stile, sentirsi a casa... questi gli obiettivi che ICA persegue ogni giorno da oltre 35 anni, nel progettare e produrre porte blindate con passione, dedizione ed impegno.

Security for your property as well as attention to style and comfort, are the objectives that ICA has been focusing on every day for more than 35 years, designing and manufacturing security doors with passion, dedication and commitment.



# Architettura e Home Design

*“Lo scopo dell’architettura è di proteggere e migliorare la vita dell’uomo sulla terra, per appagare il suo credo nella nobiltà della sua esistenza.”*  
(E. SAARINEN)

Le porte di sicurezza ICA, interpretano con perfetta sintesi la necessaria funzione di protezione e comfort abitativo con l'estetica ricercata dell'architettura di oggi.

*“The purpose of architecture is to shelter and enhance man's life on earth and to fulfill his belief in the nobility of his existence.”*  
(E. SAARINEN)

ICA security doors interpret with perfect synthesis the necessary protection function and living comfort with refined aesthetics of today's architecture.



## Sicurezza e Versatilità

*“Questa è la vera natura della casa: il luogo della pace; il rifugio non soltanto dal torto, ma anche da ogni paura, dubbio e discordia.”*  
(J. RUSKIN)

*“This is the true nature of home: the place of peace; the refuge not only from wrong, but also from all fear, doubt and discord.”*  
(J. RUSKIN)

Le porte blindate ICA sono concepite come un vero e proprio sistema di protezione e comfort che si integra all'abitazione con versatilità e sinergia. L'eccellenza dei materiali e delle finiture si combina con sistemi di sicurezza ad altissima efficienza.

ICA armored doors are conceived as a real protection and comfort system that integrates into the home with versatility and synergy. The excellence of materials and finishes is combined with highly efficient safety systems.

# AUREA COLLECTION



# ICA | PIVÒ

La porta PIVÒ è una porta pivotante ad anta unica completamente personalizzabile nelle dimensioni. Può raggiungere misure extra large ed è adatta in tutte quelle situazioni in cui il progetto architettonico dell'immobile presuppone un approccio lineare e dal gusto contemporaneo.

The PIVÒ ICA door is a single-leaf pivoting door that can be completely customized in size. It can reach extra large sizes and is suitable in all those situations in which the architectural design of the property presupposes a linear approach with a contemporary taste.





La porta PIVÒ può essere montata complanare rispetto alla parete di riferimento (interno/esterno), ottenendo un effetto rasomuro dall'alto valore estetico. Può essere personalizzata nella pennellatura interna ed esterna con differenti modelli e finiture, dando vita ad eleganti soluzioni di pareti continue esterne o di boiserie interne.

The PIVÒ door can be mounted coplanar with respect to the reference wall (internal/external), obtaining a flush-to-the-wall effect with high aesthetic value. It can be customized in internal and external brushing with different models and finishes, giving life to elegant solutions for external continuous walls or internal boiserie



MARCATURA CE  
CE MARKING



RESISTENZA ALL'EFFRAZIONE  
BURGLAR RESISTANCE  
**RC4**



PERMEABILITÀ ALL'ARIA  
AIR PERMEABILITY



TENUTA ALL'ACQUA  
WATER TIGHTNESS



TENUTA AL CARICO DEL VENTO  
RESISTANCE TO WIND LOAD



TRASMITTANZA TERMICA  
THERMAL TRANSMITTANCE  
**U= 1,2 W/m2K**



ISOLAMENTO ACUSTICO  
ACOUSTIC PERFORMANCE  
**36 dB**

**In Basso:**  
Porta PIVÒ con rivestimento in HPL  
mod. HPL/006 colore pietra

**A fianco:**  
Porta PIVÒ  
con rivestimento in rovere moka  
mod. 18-A

**Below:**  
PIVÒ door with HPL panel  
mod. HPL/006 stone color

**Alongside:**  
PIVÒ door with  
moka oak panel mod. 18-A



**In Basso:**  
Porta PIVÒ con rivestimento in  
rovere pietra mod. 06/A

**A fianco:**  
Porta PIVÒ  
con rivestimento in HPL  
mod. HPL/006 colore pietra

**Below:**  
PIVÒ door with  
stone oak panel mod. 06/A

**Alongside:**  
PIVÒ door with  
HPL panel mod. HPL/006  
stone color






Porta PIVÒ  
con rivestimento  
in rovere naturale mod. 18-A

PIVÒ door  
with natural oak  
panel mod. 18-A

Porta PIVÒ  
con rivestimento  
in rovere naturale mod. 18-A

PIVÒ door  
with natural oak  
panel mod. 18-A



# ICA | Manta


Il modello Manta è una porta filo muro interno ed esterno ad anta unica, ideale per chi ricerca un design essenziale e moderno. Grazie alla sua capacità di integrarsi perfettamente nella parete, crea un effetto di armonia e continuità, trasformando ogni ambiente in uno spazio elegante e raffinato.

The Manta model is a single leaf door, internal and external flush-to-the-wall, ideal for those looking for an essential and modern design. Thanks to its ability to integrate perfectly into the wall, it creates an effect of harmony and continuity, transforming any environment into an elegant and refined space.



Porta MANTA  
con rivestimento  
in rovere naturale mod. 04-A

MANTA door  
with natural oak  
panel mod. 04-A



# ICA | Manta



Porta MANTA  
con rivestimento  
in HPL colore CORTEN

MANTA door  
with HPL panel  
CORTEN color

Il modello Manta si distingue per:

**Invisibilità:** il telaio scompare completamente nella parete, lasciando in evidenza solo l'anta.

**Design minimalista:** l'assenza di stipiti e cornici conferisce un aspetto pulito e lineare.

**Personalizzazione:** l'anta può essere corredata da pannelli realizzati con diversi materiali e finiture, per adattarsi a qualsiasi stile.

The Manta model stands out for:

**Invisibility:** the frame disappears completely into the wall, leaving only the door visible.

**Minimalist design:** the absence of jambs and frames gives a clean and linear appearance.

**Customization:** the door can be accompanied by panels made with different materials and finishes, to adapt to any style.



MARCATURA CE  
CE MARKING



RESISTENZA ALL'EFFRAZIONE  
BURGLAR RESISTANCE  
**RC4**



PERMEABILITÀ ALL'ARIA  
AIR PERMEABILITY



TENUTA ALL'ACQUA  
WATER TIGHTNESS



TENUTA AL CARICO DEL VENTO  
RESISTANCE TO WIND LOAD



TRASMITTANZA TERMICA  
THERMAL TRANSMITTANCE  
**U= 1,2 W/m2K**



ISOLAMENTO ACUSTICO  
ACOUSTIC PERFORMANCE  
**36dB**


**41 dB**  
con soglia a pavimento  
with floor threshold





Porta MANTA  
con rivestimento  
in HPL colore CORTEN

MANTA door  
with HPL panel  
CORTEN color



# ICA | Manta

Porta MANTA  
con rivestimento mod. 05  
impiallacciato rovere rustico  
con inserti acciaio

MANTA door  
with Rustic Oak panel mod. 05  
with stainless steel inlays



Porta MANTA  
con rivestimento mod. 05  
impiallacciato rovere rustico  
con inserti acciaio

MANTA door  
with Rustic Oak panel mod. 05  
with stainless steel inlays



# ICA|Mostra

Con la sua eleganza discreta e la sicurezza massima, ICA Mostra è la porta blindata che crea un equilibrio perfetto tra estetica e funzionalità. Mostra il tuo stile...

With its discreet elegance and maximum security, ICA Mostra is the armored door that creates a perfect balance between aesthetics and functionality. Mostra your style...

Porta ICA MOSTRA  
con rivestimento mod. 03  
laccato bianco RAL 9010

ICA MOSTRA  
with white RAL 9010  
panel mod. 03



MARCATURA CE  
CE MARKING



RESISTENZA ALL'EFFRAZIONE  
BURGLAR RESISTANCE  
**RC4**



TENUTA ALL'ACQUA  
WATER TIGHTNESS



TENUTA AL CARICO DEL VENTO  
RESISTANCE TO WIND LOAD



PERMEABILITÀ ALL'ARIA  
AIR PERMEABILITY



ISOLAMENTO ACUSTICO  
ACOUSTIC PERFORMANCE  
**36dB**



TRASMITTANZA TERMICA  
THERMAL TRANSMITTANCE  
**U= 1,2 W/m2K**

**41 dB**  
con soglia a pavimento  
with floor threshold

# ICA | i-Door

La porta blindata i-Door rappresenta la fusione perfetta tra innovazione tecnologica, design elegante e sicurezza avanzata. Progettata per offrire la massima protezione e il massimo comfort, questa porta è dotata di una serratura elettromeccanica che assicura un controllo impeccabile sull'accesso, con un sistema di apertura e chiusura automatizzato, ideale per chi cerca la combinazione perfetta tra alta tecnologia e funzionalità.

ICA i-Door represents the perfect fusion between technological innovation, elegant design and advanced security. Designed to offer maximum protection and comfort, this door is equipped with an electromechanical lock that ensures impeccable access control, with an automated opening and closing system, ideal for those looking for the perfect combination of high technology and functionality.

Porta i-Door con rivestimento in HPL mod. HPL/001 colore grigio scuro

I-Door with HPL dark grey panel mod. HPL/001

La porta i-Door prevede sistemi di accesso intelligenti, con lettore di impronte digitali, tastiera e sistemi di apertura tramite smartphone, per una gestione ancora più pratica e sicura.

ICA i-Door features intelligent access systems, with fingerprint reader, keyboard and opening systems via smartphone, for even more practical and secure management.



MARCATURA CE  
CE MARKING



RESISTENZA ALL'EFFRAZIONE  
BURGLAR RESISTANCE  
**RC3**



PERMEABILITÀ ALL'ARIA  
AIR PERMEABILITY



TENUTA ALL'ACQUA  
WATER TIGHTNESS



TENUTA AL CARICO DEL VENTO  
RESISTANCE TO WIND LOAD



TRASMITTANZA TERMICA  
THERMAL TRANSMITTANCE  
**U= 1,6 W/m2K**



ISOLAMENTO ACUSTICO  
ACOUSTIC PERFORMANCE

**38dB**





Porta i-Door  
con rivestimento mod. 16B  
laccato bianco RAL 9010

I-Door with white  
RAL 9010 panel mod. 16B



# Allestimenti Porta

Door Setup

# ICA PIVÒ Fianchi luce

ICA propone il modello PIVÒ con allestimento fiancoluce, che conferisce un aspetto raffinato e moderno alla porta e crea un effetto di apertura e di fluidità tra l'interno e l'esterno.

ICA offers the PIVÒ model with a sidelight setup, which gives a refined and modern look to the door and creates an effect of openness and fluidity between the inside and the outside.

Soluzioni Consigliate / Recommended solutions



VP/01



VP/02



# ICA Manta Fianchi luce

La porta Manta con fiancoluce rende l'ambiente più luminoso ed accogliente così da ottenere un effetto di apertura e di integrazione con l'esterno

The Manta door with sidelight makes the environment brighter and more welcoming so as to obtain an effect of openness and integration with the outside

Soluzioni Consigliate / Recommended solutions



VP/01



VP/02




# ICA i-Door Fianchi luce


Disponibile in varie finiture il fiancoluce di i-Door offre visibilità verso l'esterno senza rinunciare alla sicurezza grazie al vetro camera blindato

Available in various finishes, the i-Door side light offers visibility towards the outside without sacrificing safety thanks to the armored double glass

Soluzioni Consigliate / Recommended solutions



VP/01




VP/02



# Gammna Vetri

Glass samples



**Glass - 01**

Vetro trasparente  
Transparent glass



**Glass - 02**

Vetro sabbato  
Sandblasted glass



**Glass - 03**

Vetro fumé grigio  
Smoked glass



**Glass - 04**

Vetro bronzo  
Bronze glass



**Glass - 05**

Vetro antelio  
Antelio glass

# Gamma Telai

Frame Samples

## Colori Telai / Frame Colors



**Silver - 01**



Finitura: Light Grey C36  
Finishes: Light Grey C36



**Silver - 02**



Finitura: Medium Grey C37  
Finishes: Medium Grey C37



**Bronze - 01**



Finitura: Bright Bronze C32  
Finishes: Bright Bronze C32



**Bronze - 03**



Finitura: Dark Bronze C34  
Finishes: Dark Bronze C34



**Bronze - 02**



Finitura: Medium Bronze C33  
Finishes: Medium Bronze C33



**Dark - 01**




Finitura: Dark Champagne 21  
Finishes: Dark Champagne 21

# Materica collection

Pannelli  
Collezione  
Materica

by Arch. Francesco Ruffini

# .01 | A



ESPOSIZIONE LIMITATA AGLI AGENTI  
ATMOSFERICI

OUTDOOR - SHELTERED

Rivestimento in multistrato noce  
americano o rovere spessore 14mm

American walnut or oak panel 14mm

## FINITURE / FINISHES



Noce Americano  
*American walnut*



Rovere Moka  
*Moka Oak*



Rovere Tabacco  
*Tobacco Oak*



Rovere Pietra  
*Stone Oak*



Rovere Cenere  
*Ash Oak*



Rovere Naturale  
*Natural Oak*



# .01 | B




ESPOSIZIONE LIMITATA AGLI AGENTI ATMOSFERICI

Rivestimento in MDF idrorepellente spessore 14mm laccato RAL colore su richiesta.

OUTDOOR - SHELTERED

Water repellent MDF panel 14mm, lacquered colour on request


## FINITURE / FINISHES



RAL 9010 lucido/opaco  
RAL 9010 shiny/opaque



RAL 7032 lucido/opaco  
RAL 7032 shiny/opaque



RAL 7039 lucido/opaco  
RAL 7039 shiny/opaque



RAL 1019 lucido/opaco  
RAL 1019 shiny/opaque



RAL 7003 lucido/opaco  
RAL 7003 shiny/opaque




RAL 6013 lucido/opaco  
RAL 6013 shiny/opaque



RAL 9005 lucido/opaco  
RAL 9005 shiny/opaque



.02



ESPOSIZIONE SCONSIGLIATA  
AGLI AGENTI ATMOSFERICI

Rivestimento noce americano o  
rovere su base MDF di colore nero,  
con inserto in alluminio colore grigio  
dark


INDOOR

American walnut or oak panel on  
black MDF basis, with aluminium  
dark grey inlay.

FINITURE / FINISHES



Noce Americano  
*American walnut*



Rovere Moka  
*Moka Oak*



Rovere Tabacco  
*Tobacco Oak*




Rovere Pietra  
*Stone Oak*



Rovere Cenere  
*Ash Oak*



Rovere Naturale  
*Natural Oak*



Base MDF Black  
*Black MDF basis*



# .03



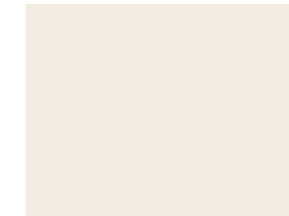
ESPOSIZIONE LIMITATA AGLI AGENTI  
ATMOSFERICI

Rivestimento in MDF idrorepellente  
spessore 18mm laccato RAL colore  
su richiesta.

OUTDOOR - SHELTERED

Water repellent MDF panel 18mm,  
lacquered colour on request


## FINITURE / FINISHES



RAL 9010 lucido/opaco  
*RAL 9010 shiny/opaque*




RAL 7032 lucido/opaco  
*RAL 7032 shiny/opaque*



RAL 7039 lucido/opaco  
*RAL 7039 shiny/opaque*



RAL 1019 lucido/opaco  
*RAL 1019 shiny/opaque*



RAL 7003 lucido/opaco  
*RAL 7003 shiny/opaque*



RAL 6013 lucido/opaco  
*RAL 6013 shiny/opaque*



RAL 9005 lucido/opaco  
*RAL 9005 shiny/opaque*



# .04 | A



ESPOSIZIONE LIMITATA AGLI AGENTI  
ATMOSFERICI

Rivestimento in massello rovere  
spessore 20mm


OUTDOOR - SHELTERED

Oak panel 20mm

## FINITURE / FINISHES



Noce Americano  
*American walnut*



Rovere Moka  
*Moka Oak*



Rovere Tabacco  
*Tobacco Oak*



Rovere Pietra  
*Stone Oak*



Rovere Cenere  
*Ash Oak*



Rovere Naturale  
*Natural Oak*



# .04 | B




ESPOSIZIONE LIMITATA AGLI AGENTI  
ATMOSFERICI

Rivestimento in MDF idrorepellente  
spessore 18mm laccato RAL colore  
su richiesta.

OUTDOOR - SHELTERED

Water repellent MDF panel 18mm,  
lacquered colour on request


## FINITURE / FINISHES



RAL 9010 lucido/opaco  
*RAL 9010 shiny/opaque*



RAL 7032 lucido/opaco  
*RAL 7032 shiny/opaque*



RAL 7039 lucido/opaco  
*RAL 7039 shiny/opaque*



RAL 1019 lucido/opaco  
*RAL 1019 shiny/opaque*



RAL 7003 lucido/opaco  
*RAL 7003 shiny/opaque*



RAL 6013 lucido/opaco  
*RAL 6013 shiny/opaque*



RAL 9005 lucido/opaco  
*RAL 9005 shiny/opaque*



# .05




ESPOSIZIONE LIMITATA AGLI AGENTI  
ATMOSFERICI

OUTDOOR - SHELTERED


Rivestimento in multistrato rovere  
rustico spessore 14mm

Rustic Oak panel 14mm


## FINITURE / FINISHES




Rovere Rustico Insetto Nero  
*Rustic Oak with black inlay*



Rovere Rustico Insetto Acciaio  
*Rustic Oak with steel inlay*



# .06 | A



ESPOSIZIONE SCONSIGLIATA  
AGLI AGENTI ATMOSFERICI

Rivestimento noce americano o  
rovere su base MDF di colore nero  
spessore 14mm

INDOOR

American walnut or oak panel on  
black MDF basis 14mm

## FINITURE / FINISHES




Noce Americano  
*American walnut*



Rovere Moka  
*Moka Oak*



Rovere Tabacco  
*Tobacco Oak*




Rovere Pietra  
*Stone Oak*



Rovere Cenere  
*Ash Oak*




Rovere Naturale  
*Natural Oak*



Base MDF Black  
*Black MDF basis*



# .06|B



ESPOSIZIONE SCONSIGLIATA  
AGLI AGENTI ATMOSFERICI

Rivestimento noce americano o  
rovere su base MDF di colore nero  
spessore 14mm


INDOOR

American walnut or oak panel on  
black MDF basis 14mm

## FINITURE / FINISHES



Noce Americano  
*American walnut*



Rovere Moka  
*Moka Oak*



Rovere Tabacco  
*Tobacco Oak*



Rovere Pietra  
*Stone Oak*



Rovere Cenere  
*Ash Oak*



Rovere Naturale  
*Natural Oak*



Base MDF Black  
*Black MDF basis*



.07



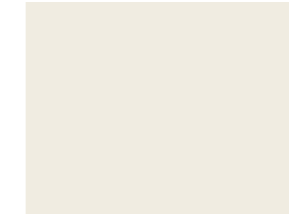
ESPOSIZIONE LIMITATA AGLI AGENTI  
ATMOSFERICI

Rivestimento in MDF idrorepellente  
spessore 14mm laccato RAL colore  
su richiesta.

OUTDOOR - SHELTERED

Water repellent MDF panel 14mm,  
lacquered colour on request

FINITURE / FINISHES



RAL 9010 lucido/opaco  
*RAL 9010 shiny/opaque*




RAL 7032 lucido/opaco  
*RAL 7032 shiny/opaque*



RAL 7039 lucido/opaco  
*RAL 7039 shiny/opaque*



RAL 1019 lucido/opaco  
*RAL 1019 shiny/opaque*



RAL 7003 lucido/opaco  
*RAL 7003 shiny/opaque*



RAL 6013 lucido/opaco  
*RAL 6013 shiny/opaque*



RAL 9005 lucido/opaco  
*RAL 9005 shiny/opaque*



.08 | A



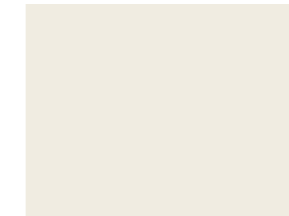
ESPOSIZIONE LIMITATA AGLI AGENTI  
ATMOSFERICI

Rivestimento in MDF idrorepellente  
spessore 14mm laccato RAL colore  
su richiesta.

OUTDOOR - SHELTERED

Water repellent MDF panel 14mm,  
lacquered colour on request


FINITURE / FINISHES



RAL 9010 lucido/opaco  
*RAL 9010 shiny/opaque*




RAL 7032 lucido/opaco  
*RAL 7032 shiny/opaque*



RAL 7039 lucido/opaco  
*RAL 7039 shiny/opaque*



RAL 1019 lucido/opaco  
*RAL 1019 shiny/opaque*



RAL 7003 lucido/opaco  
*RAL 7003 shiny/opaque*




RAL 6013 lucido/opaco  
*RAL 6013 shiny/opaque*



RAL 9005 lucido/opaco  
*RAL 9005 shiny/opaque*



# .08 | B



ESPOSIZIONE LIMITATA AGLI AGENTI  
ATMOSFERICI

Rivestimento in multistrato noce  
americano o rovere spessore 14mm


OUTDOOR - SHELTERED

American walnut or oak panel  
14mm

## FINITURE / FINISHES



Noce Americano  
*American walnut*



Rovere Moka  
*Moka Oak*



Rovere Tabacco  
*Tobacco Oak*



Rovere Pietra  
*Stone Oak*



Rovere Cenere  
*Ash Oak*



Rovere Naturale  
*Natural Oak*



.09 | A




ESPOSIZIONE LIMITATA AGLI AGENTI  
ATMOSFERICI

Rivestimento in MDF idrorepellente  
spessore 18mm laccato RAL colore  
su richiesta.

OUTDOOR - SHELTERED

Water repellent MDF panel 18mm,  
lacquered colour on request


FINITURE / FINISHES



RAL 9010 lucido/opaco  
*RAL 9010 shiny/opaque*



RAL 7032 lucido/opaco  
*RAL 7032 shiny/opaque*



RAL 7039 lucido/opaco  
*RAL 7039 shiny/opaque*



RAL 1019 lucido/opaco  
*RAL 1019 shiny/opaque*



RAL 7003 lucido/opaco  
*RAL 7003 shiny/opaque*



RAL 6013 lucido/opaco  
*RAL 6013 shiny/opaque*



RAL 9005 lucido/opaco  
*RAL 9005 shiny/opaque*



# .09 | B



ESPOSIZIONE LIMITATA AGLI AGENTI  
ATMOSFERICI  
Rivestimento in MDF idrorepellente  
spessore 18mm laccato ORO ANTICO

OUTDOOR - SHELTERED  
Water repellent MDF panel 18mm,  
ancient gold colour.

## FINITURE / FINISHES



Oro Antico- 716F  
*Ancient gold 716F*



# .10 | A



ESPOSIZIONE SCONSIGLIATA AGLI AGENTI ATMOSFERICI

Rivestimento in MDF idrorepellente spessore 14mm laccato ORO ANTICO con specchio bronzo.

INDOOR

Water repellent MDF panel 14mm, with bronze mirror, ancient gold colour.

## FINITURE / FINISHES



Oro Antico- 716F  
Ancient gold 716F



Specchio Bronzo  
Bronze mirror



# .10 | B



ESPOSIZIONE SCONSIGLIATA AGLI AGENTI ATMOSFERICI

Rivestimento in MDF idrorepellente spessore 14mm laccato CEMENTO con specchio fumè e led.

INDOOR

Water repellent cement colour MDF panel 14mm, with smoked mirror and led.

FINITURE / FINISHES



Cemento  
*Cement*



Specchio Fumé  
*Smoked mirror*



# .11 | A



ESPOSIZIONE SCONSIGLIATA AGLI AGENTI ATMOSFERICI

Rivestimento noce americano o rovere su base MDF spessore 6mm con inserti in alluminio.


INDOOR

American walnut or oak panel on MDF basis 6mm, with aluminium inlays.

## FINITURE / FINISHES



Noce Americano  
*American walnut*



Rovere Moka  
*Moka Oak*



Rovere Tabacco  
*Tobacco Oak*



Rovere Pietra  
*Stone Oak*



Rovere Cenere  
*Ash Oak*



Rovere Naturale  
*Natural Oak*



# .11 | B



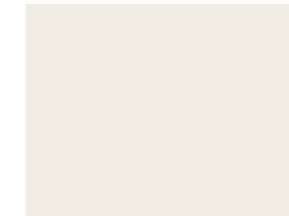
ESPOSIZIONE SCONSIGLIATA AGLI  
AGENTI ATMOSFERICI

Rivestimento in MDF idrorepellente  
spessore 6mm laccato RAL con  
inserti in alluminio, colore su  
richiesta.

INDOOR

Water repellent MDF panel 6mm with  
aluminium inlays, lacquered colour  
on request


## FINITURE / FINISHES



RAL 9010 lucido/opaco  
*RAL 9010 shiny/opaque*




RAL 7032 lucido/opaco  
*RAL 7032 shiny/opaque*



RAL 7039 lucido/opaco  
*RAL 7039 shiny/opaque*



RAL 1019 lucido/opaco  
*RAL 1019 shiny/opaque*



RAL 7003 lucido/opaco  
*RAL 7003 shiny/opaque*



RAL 6013 lucido/opaco  
*RAL 6013 shiny/opaque*



RAL 9005 lucido/opaco  
*RAL 9005 shiny/opaque*



.12 | A



ESPOSIZIONE SCONSIGLIATA AGLI  
AGENTI ATMOSFERICI

Rivestimento noce americano o  
rovere con specchio spessore 14mm


INDOOR

American walnut or oak panel with  
mirror 14mm

## FINITURE / FINISHES



Noce Americano  
*American walnut*



Rovere Moka  
*Moka Oak*



Rovere Tabacco  
*Tobacco Oak*



Rovere Pietra  
*Stone Oak*



Rovere Cenere  
*Ash Oak*



Rovere Naturale  
*Natural Oak*



Base MDF Black  
*Black MDF basis*



Specchio  
*Mirror*



# .12 | B




ESPOSIZIONE SCONSIGLIATA AGLI  
AGENTI ATMOSFERICI

INDOOR

Rivestimento in MDF idrorepellente  
spessore 14mm laccato RAL colore  
su richiesta con specchio

Water repellent MDF panel 14mm,  
lacquered colour on request with  
mirror


## FINITURE / FINISHES



RAL 9010 lucido/opaco  
*RAL 9010 shiny/opaque*



RAL 7032 lucido/opaco  
*RAL 7032 shiny/opaque*



RAL 7039 lucido/opaco  
*RAL 7039 shiny/opaque*



RAL 1019 lucido/opaco  
*RAL 1019 shiny/opaque*



RAL 7003 lucido/opaco  
*RAL 7003 shiny/opaque*



RAL 6013 lucido/opaco  
*RAL 6013 shiny/opaque*



RAL 9005 lucido/opaco  
*RAL 9005 shiny/opaque*



Specchio  
*Mirror*



# .13 | A




ESPOSIZIONE SCONSIGLIATA AGLI  
AGENTI ATMOSFERICI

Rivestimento in MDF idrorepellente  
spessore 14mm laccato RAL colore  
su richiesta.

INDOOR

Water repellent MDF panel 14mm,  
lacquered colour on request


## FINITURE / FINISHES



RAL 9010 lucido/opaco  
*RAL 9010 shiny/opaque*



RAL 7032 lucido/opaco  
*RAL 7032 shiny/opaque*



RAL 7039 lucido/opaco  
*RAL 7039 shiny/opaque*



RAL 1019 lucido/opaco  
*RAL 1019 shiny/opaque*



RAL 7003 lucido/opaco  
*RAL 7003 shiny/opaque*



RAL 6013 lucido/opaco  
*RAL 6013 shiny/opaque*



RAL 9005 lucido/opaco  
*RAL 9005 shiny/opaque*



# .13 | B



ESPOSIZIONE SCONSIGLIATA AGLI AGENTI ATMOSFERICI

Rivestimento in MDF idrorepellente spessore 14mm, laccato oro antico, bronzo e acciaio brunito.

INDOOR

Water repellent MDF panel 14mm, ancient gold, bronze and burnished steel colour.

## FINITURE / FINISHES



Oro Antico - 716F  
*ancient gold - 716F*



Bronzo Antico - 22966  
*ancient bronze - 22966*



Acciaio Brunito - 24272  
*burnished steel - 24272*



# .13 | C



ESPOSIZIONE SCONSIGLIATA AGLI  
AGENTI ATMOSFERICI

Rivestimento in MDF idrorepellente  
spessore 14mm, laccato oro antico,  
bronzo e acciaio brunito, con  
specchio bronzo.

INDOOR

Water repellent MDF panel 14mm  
with bronze mirror,  
ancient gold, bronze and burnished  
steel colour.

## FINITURE / FINISHES



Oro Antico - 716F  
*ancient gold - 716F*




Bronzo Antico - 22966  
*ancient bronze - 22966*



Acciaio Brunito - 24272  
*burnished steel - 24272*



Specchio Bronzo  
*Bronze mirror*



.13 | D




ESPOSIZIONE SCONSIGLIATA AGLI  
AGENTI ATMOSFERICI

Rivestimento in MDF idrorepellente  
spessore 14mm, laccato oro antico,  
bronzo e acciaio brunito, con  
specchio bronzo e led.


INDOOR

Water repellent MDF panel 14mm with  
bronze mirror and led,  
ancient gold, bronze and burnished  
steel colour.


FINITURE / FINISHES



Oro Antico - 716F  
*ancient gold - 716F*



Bronzo Antico - 22966  
*ancient bronze - 22966*




Acciaio Brunito - 24272  
*burnished steel - 24272*



Specchio Bronzo  
*Bronze mirror*



# .15



ESPOSIZIONE SCONSIGLIATA AGLI  
AGENTI ATMOSFERICI

Rivestimento impiallacciato con  
diverse essenze su base MDF  
spessore 6mm

INDOOR

Veneer panel with different essences  
on MDF bases 6mm



# .16 | A




ESPOSIZIONE SCONSIGLIATA AGLI  
AGENTI ATMOSFERICI

INDOOR

Rivestimento in MDF idrorepellente  
spessore 14mm laccato RAL colore  
su richiesta con lavorazione a  
sormonto

Laquered MDF overlapped panel  
14mm, lacquered colours on request


## FINITURE / FINISHES



RAL 9010 lucido/opaco  
*RAL 9010 shiny/opaque*



RAL 7032 lucido/opaco  
*RAL 7032 shiny/opaque*



RAL 7039 lucido/opaco  
*RAL 7039 shiny/opaque*



RAL 1019 lucido/opaco  
*RAL 1019 shiny/opaque*




RAL 7003 lucido/opaco  
*RAL 7003 shiny/opaque*



RAL 6013 lucido/opaco  
*RAL 6013 shiny/opaque*



RAL 9005 lucido/opaco  
*RAL 9005 shiny/opaque*



# .16 | B




ESPOSIZIONE SCONSIGLIATA AGLI  
AGENTI ATMOSFERICI

INDOOR

Rivestimento in MDF idrorepellente  
spessore 14mm laccato RAL colore  
su richiesta con lavorazione a  
sormonto

Laquered MDF overlapped panel  
14mm, lacquered colours on request


## FINITURE / FINISHES



RAL 9010 lucido/opaco  
RAL 9010 shiny/opaque



RAL 7032 lucido/opaco  
RAL 7032 shiny/opaque



RAL 7039 lucido/opaco  
RAL 7039 shiny/opaque



RAL 1019 lucido/opaco  
RAL 1019 shiny/opaque



RAL 7003 lucido/opaco  
RAL 7003 shiny/opaque



RAL 6013 lucido/opaco  
RAL 6013 shiny/opaque



RAL 9005 lucido/opaco  
RAL 9005 shiny/opaque



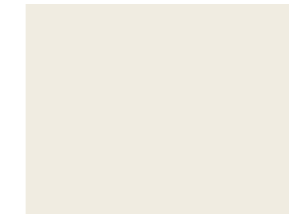
.16 | C



ESPOSIZIONE SCONSIGLIATA AGLI  
AGENTI ATMOSFERICI  
Rivestimento in MDF idrorepellente  
spessore 14mm laccato RAL colore su  
richiesta, lavorazione  
a sormonto con specchio

INDOOR  
Laquered MDF overlapped panel  
14mm with mirror, lacquered colours  
on request


## FINITURE / FINISHES



RAL 9010 lucido/opaco  
RAL 9010 shiny/opaque




RAL 7032 lucido/opaco  
RAL 7032 shiny/opaque



RAL 7039 lucido/opaco  
RAL 7039 shiny/opaque



RAL 1019 lucido/opaco  
RAL 1019 shiny/opaque



RAL 7003 lucido/opaco  
RAL 7003 shiny/opaque




RAL 6013 lucido/opaco  
RAL 6013 shiny/opaque



RAL 9005 lucido/opaco  
RAL 9005 shiny/opaque



Specchio  
Mirror



.17




ESPOSIZIONE SCONSIGLIATA AGLI  
AGENTI ATMOSFERICI

Rivestimento in MDF con cornici  
riportate spessore 14mm laccato  
RAL colore su richiesta con  
lavorazione a sormonto.

INDOOR

Laquered MDF overlapped panel with  
applied frames 14mm.


## FINITURE / FINISHES



RAL 9010 lucido/opaco  
RAL 9010 shiny/opaque



RAL 7032 lucido/opaco  
RAL 7032 shiny/opaque



RAL 7039 lucido/opaco  
RAL 7039 shiny/opaque



RAL 1019 lucido/opaco  
RAL 1019 shiny/opaque



RAL 7003 lucido/opaco  
RAL 7003 shiny/opaque



RAL 6013 lucido/opaco  
RAL 6013 shiny/opaque



RAL 9005 lucido/opaco  
RAL 9005 shiny/opaque



# .18 | A



ESPOSIZIONE LIMITATA AGLI AGENTI  
ATMOSFERICI

OUTDOOR - SHELTERED


Rivestimento in multistrato noce  
americano o rovere spessore 14mm  
con inserto in alluminio colore grigio  
dark.

American walnut or oak panel  
14mm with aluminium dark grey  
inlay

## FINITURE / FINISHES



Noce Americano  
*American walnut*



Rovere Moka  
*Moka Oak*



Rovere Tabacco  
*Tobacco Oak*



Rovere Pietra  
*Stone Oak*




Rovere Cenere  
*Ash Oak*



Rovere Naturale  
*Natural Oak*



# .18 | B



ESPOSIZIONE LIMITATA AGLI AGENTI  
ATMOSFERICI

Rivestimento in multistrato noce  
americano o rovere spessore 14mm  
con inserto in alluminio colore grigio  
dark e led di colore bianco

OUTDOOR - SHELTERED

American walnut or oak panel  
14mm with aluminium dark grey  
inlay and with white led

## FINITURE / FINISHES




Noce Americano  
*American walnut*



Rovere Moka  
*Moka Oak*



Rovere Tabacco  
*Tobacco Oak*



Rovere Pietra  
*Stone Oak*




Rovere Cenere  
*Ash Oak*



Rovere Naturale  
*Natural Oak*



.18 | C



ESPOSIZIONE LIMITATA AGLI AGENTI  
ATMOSFERICI

Rivestimento in multistrato noce  
americano o rovere spessore 14mm  
con inserto in alluminio colore grigio  
dark e led di colore azzurro


OUTDOOR - SHELTERED

American walnut or oak panel  
14mm with aluminium dark grey  
inlay and with blue led

FINITURE / FINISHES



Noce Americano  
*American walnut*



Rovere Moka  
*Moka Oak*



Rovere Tabacco  
*Tobacco Oak*



Rovere Pietra  
*Stone Oak*



Rovere Cenere  
*Ash Oak*



Rovere Naturale  
*Natural Oak*



.19




ESPOSIZIONE LIMITATA AGLI AGENTI  
ATMOSFERICI

OUTDOOR - SHELTERED

Rivestimento in MDF idrorepellente  
spessore 14mm laccato RAL colore  
su richiesta

Water repellent MDF panel 14mm,  
lacquered colour on request

FINITURE / FINISHES



RAL 9010 lucido/opaco  
*RAL 9010 shiny/opaque*



RAL 7032 lucido/opaco  
*RAL 7032 shiny/opaque*



RAL 7039 lucido/opaco  
*RAL 7039 shiny/opaque*



RAL 1019 lucido/opaco  
*RAL 1019 shiny/opaque*




RAL 7003 lucido/opaco  
*RAL 7003 shiny/opaque*




RAL 6013 lucido/opaco  
*RAL 6013 shiny/opaque*



RAL 9005 lucido/opaco  
*RAL 9005 shiny/opaque*



# .20



ESPOSIZIONE SCONSIGLIATA AGLI AGENTI ATMOSFERICI

INDOOR

Rivestimento laminato ondulato su base MDF spessore 6mm


Laminated wavy panel MDF Bases 6mm

## FINITURE / FINISHES



Ocean Antracite

*Anthracite Ocean*



# Pannelli HPL

HPL Panels

# HPL/001




RESISTENTE AGLI AGENTI  
ATMOSFERICI

Rivestimento in HPL  
spessore 6mm


OUTDOOR

6mm HPL panel

## FINITURE / FINISHES



Bianco  
*White*



Nero  
*Black*



Grigio scuro  
*Dark Grey*




Fango  
*Mud*



Corten  
*Corten*



Pietra  
*Stone*



Rovere  
*Dak*



# HPL/002




RESISTENTE AGLI AGENTI  
ATMOSFERICI

Rivestimento in HPL  
spessore 6mm

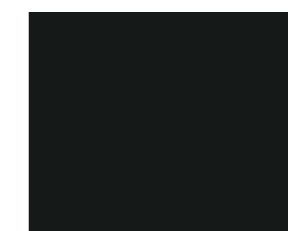
OUTDOOR

6mm HPL panel

## FINITURE / FINISHES



Bianco  
*White*




Nero  
*Black*



Grigio scuro  
*Dark Grey*




Fango  
*Mud*



Corten  
*Corten*



Pietra  
*Stone*



Rovere  
*Dak*



# HPL/003




RESISTENTE AGLI AGENTI  
ATMOSFERICI

Rivestimento in HPL  
spessore 6mm


OUTDOOR

6mm HPL panel

## FINITURE / FINISHES




Bianco  
*White*



Nero  
*Black*



Grigio scuro  
*Dark Grey*




Fango  
*Mud*



Corten  
*Corten*



Pietra  
*Stone*



Rovere  
*Oak*



# HPL/004




RESISTENTE AGLI AGENTI  
ATMOSFERICI

Rivestimento in HPL  
spessore 6mm  
con inserto in alluminio


OUTDOOR

6mm HPL panel  
with aluminium inlay

## FINITURE / FINISHES




Bianco  
*White*



Nero  
*Black*



Grigio scuro  
*Dark Grey*




Fango  
*Mud*



Corten  
*Corten*



Pietra  
*Stone*



Rovere  
*Dak*



# HPL/005




RESISTENTE AGLI AGENTI  
ATMOSFERICI

Rivestimento in HPL  
spessore 6mm  
con inserto in alluminio


OUTDOOR

6mm HPL panel  
with aluminium inlay

## FINITURE / FINISHES




Bianco  
*White*



Nero  
*Black*



Grigio scuro  
*Dark Grey*




Fango  
*Mud*



Corten  
*Corten*



Pietra  
*Stone*



Rovere  
*Oak*



# HPL/006




RESISTENTE AGLI AGENTI  
ATMOSFERICI

Rivestimento in HPL  
spessore 6mm

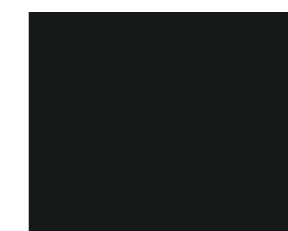
OUTDOOR

6mm HPL panel

## FINITURE / FINISHES



Bianco  
*White*




Nero  
*Black*



Grigio scuro  
*Dark Grey*




Fango  
*Mud*




Corten  
*Corten*



Pietra  
*Stone*



Rovere  
*Oak*



# HPL/007




RESISTENTE AGLI AGENTI  
ATMOSFERICI

Rivestimento in HPL  
spessore 6mm

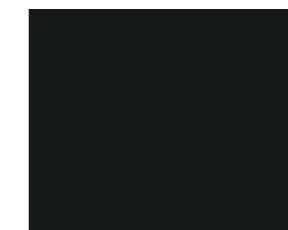
OUTDOOR

6mm HPL panel

## FINITURE / FINISHES



Bianco  
*White*



Nero  
*Black*



Grigio scuro  
*Dark Grey*




Fango  
*Mud*




Corten  
*Corten*



Pietra  
*Stone*



Rovere  
*Oak*



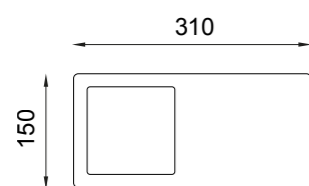
# maniglie

handles

# Ghost 01




### Misure / Measures




### Finiture / Finishes



Acciaio Brunito - 24272  
Burnished Steel - 24272



Oro Antico - 716F  
Ancient gold - 716F

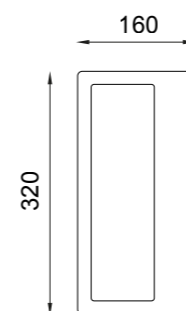


Bronzo Antico - 22966  
Ancient Bronze - 22966

# Ghost 02




### Misure / Measures




### Finiture / Finishes



Acciaio Brunito - 24272  
Burnished Steel - 24272



Oro Antico - 716F  
Ancient gold - 716F

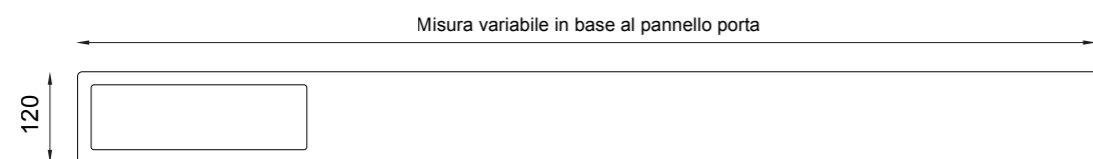


Bronzo Antico - 22966  
Ancient Bronze - 22966

# Ghost 03




### Misure / Measures




### Finiture / Finishes



Acciaio Brunito - 24272  
Burnished Steel - 24272



Oro Antico - 716F  
Ancient gold - 716F




Bronzo Antico - 22966  
Ancient Bronze - 22966

# Ghost 03




### Misure / Measures




### Finiture / Finishes



Acciaio Brunito - 24272  
Burnished Steel - 24272



Oro Antico - 716F  
Ancient gold - 716F



Bronzo Antico - 22966  
Ancient Bronze - 22966

MG126



**Finiture / Finishes**

Bronzato  
Antique Bronze



Bronzo satinato  
Satin bronze



Oro satinato  
Satin gold



Grafite satinato  
Satin graphite



Inox satinato  
Satin steel



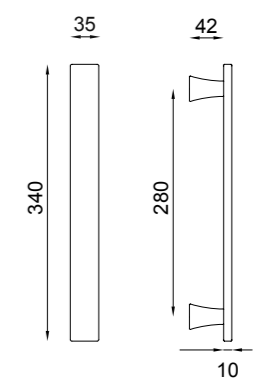
Cromo lucido  
Polished chrome



Cromo satinato  
Satin chrome




**Misure / Measures**



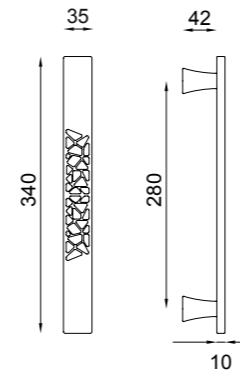
# MG127



### Finiture / Finishes



### Misure / Measures


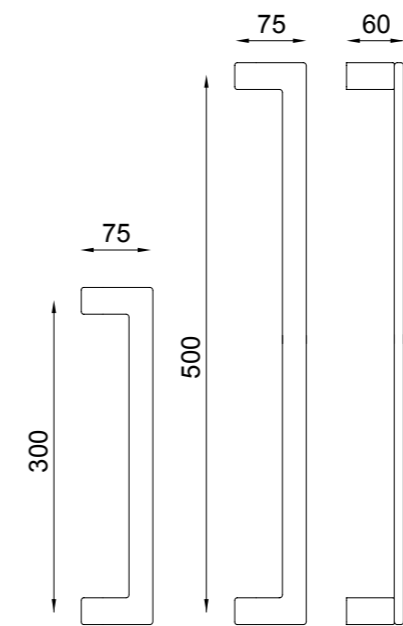


# MG128

### Finiture / Finishes



### Misure / Measures

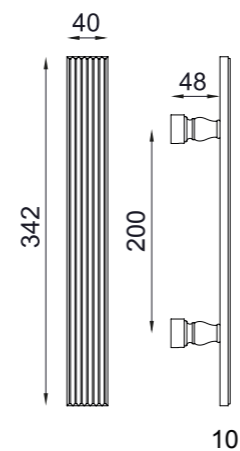


# MG129 / MG130



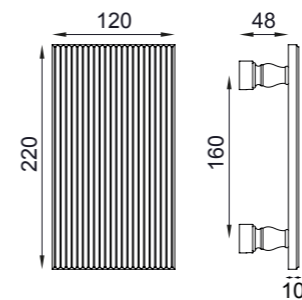
## MG129

Misure / Measures



## MG130

Misure / Measures



Finiture / Finishes

Bronzo satinato  
Satin bronze



Oro satinato  
Satin gold



Oro satinato  
Satin gold



Nickel lucido  
Polished nickel




Grafite satinato  
Satin graphite



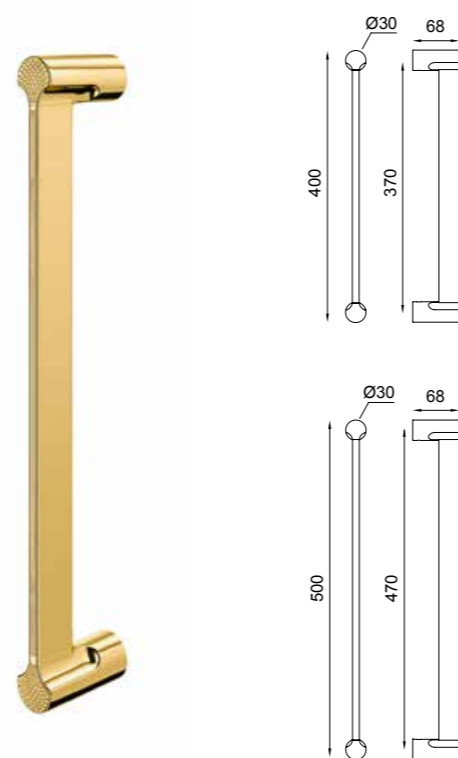
# MG131



### Finiture / Finishes




### Misure / Measures


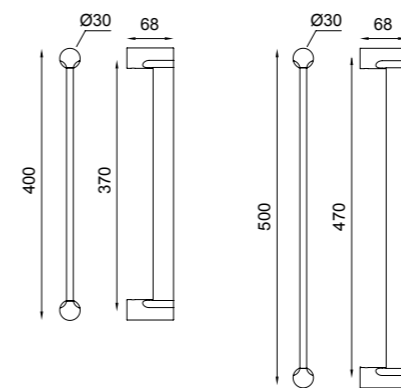


# MG132

### Finiture / Finishes



### Misure / Measures



# MG133



MG133/ A



### Finiture / Finishes

Nero / Black



Cromo satinato / Satin chrome



Bronzo / Bronze



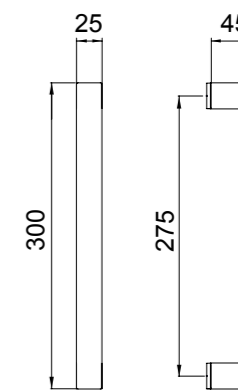
Sabbiato opaco / Matt sandblasted



Oro lucido / Bright gold



### Misure / Measures



MG133/ B



### Finiture / Finishes

Nero / Black



Cromo satinato / Satin chrome



Bronzo / Bronze



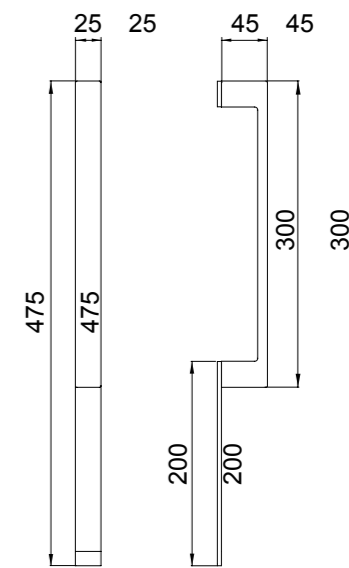
Sabbiato opaco / Matt sandblasted



Oro lucido / Bright gold



### Misure / Measures



MG133/ C



### Finiture / Finishes

Nero / Black



Cromo satinato / Satin chrome



Bronzo / Bronze



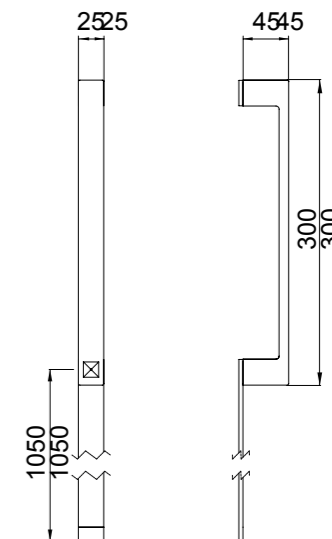
Sabbiato opaco / Matt sandblasted



Oro lucido / Bright gold




### Misure / Measures



# MG134

## Finiture / Finishes

Nero  
Black




Bronzo satinato  
Satin bronze



Cromo lucido  
Polished chrome



Oro lucido  
Bright gold




Cromo satinato  
Satin chrome



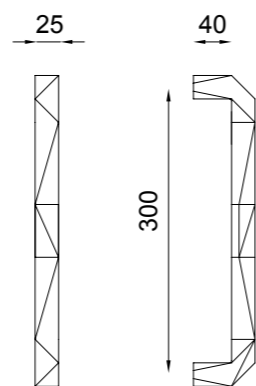
Oro satinato  
Satin gold



Grafite satinato  
Satin graphite



## Misure / Measures

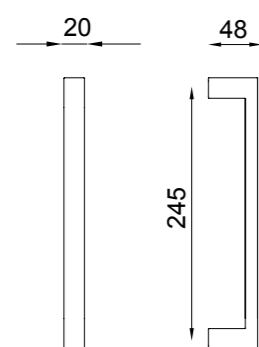


## MG135

## Finiture / Finishes

Nickel lucido  
Polished nickelCromo satinato  
Satin chromeNickel satinato  
Satin nickelInox satinato  
Satin steel

## Misure / Measures

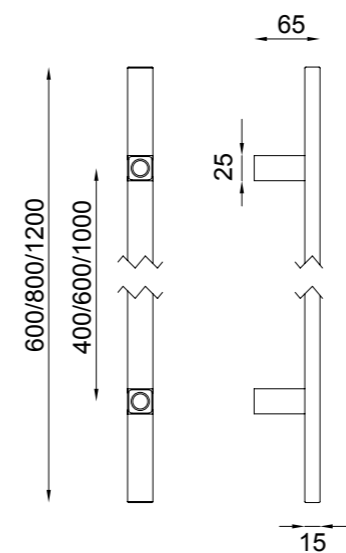


## MG136

## Finiture / Finishes

Nero  
BlackNickel lucido  
Polished nickelGrafite satinato  
Satin graphiteCromo satinato  
Satin chrome

## Misure / Measures



MG137



**Finiture /** Finishes

Grafite satinato  
Satin graphite

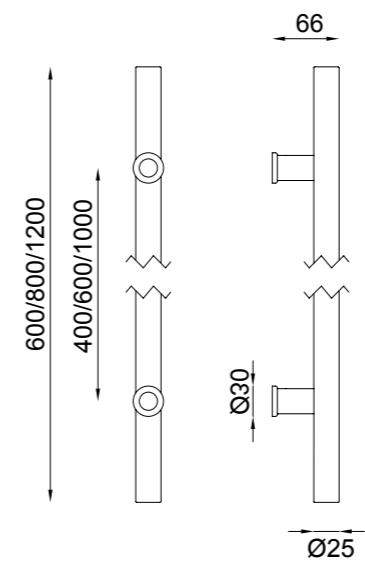
Nero  
Black

Cromo satinato  
Satin chrome

Oro satinato  
Satin gold



**Misure /** Measures




# MG138

### Finiture / Finishes

Nickel lucido  
Polished nickel



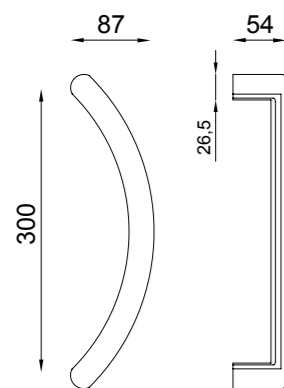
Nero  
Black



Cromo satinato  
Satin chrome



### Misure / Measures



# MG139

### Finiture / Finishes

Nero  
Black



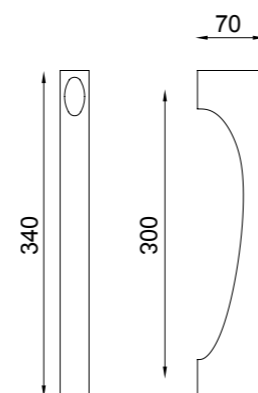
Cromo lucido  
Polished chrome



Bianco  
White



### Misure / Measures



M34



M35



Finiture / Finishes

Nero  
Black



Bronzo sabbato  
Matt bronze



Oro lucido  
Bright gold



Oro satinato  
Satin gold




Nickel lucido  
Polished nickel



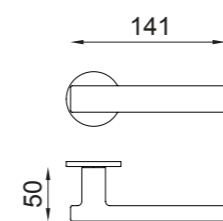
Cromo satinato  
Satin chrome



Grafite satinato  
Satin graphite



Misure / Measures



Finiture / Finishes

Nero  
Black



Bronzo sabbato  
Matt bronze



Oro lucido  
Bright gold



Oro satinato  
Satin gold




Nickel lucido  
Polished nickel



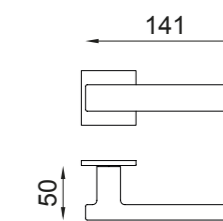
Cromo satinato  
Satin chrome



Grafite satinato  
Satin graphite




Misure / Measures



# M36



# M37



### Finiture / Finishes

Nero  
Black



Bronzo sabbato  
Matt bronze



Oro lucido  
Bright gold



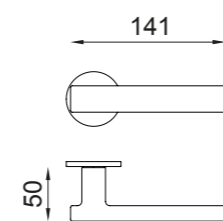
Nickel lucido  
Polished nickel



Oro satinato  
Satin gold



### Misure / Measures



### Finiture / Finishes

Nero  
Black



Bronzo sabbato  
Matt bronze



Oro lucido  
Bright gold



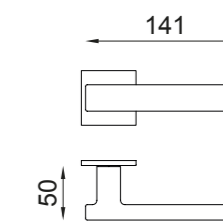
Nickel lucido  
Polished nickel




Oro satinato  
Satin gold




### Misure / Measures



M38



M39



**Finiture / Finishes**

Bronzato  
Antique Bronze



Bronzo satinato  
Satin bronze



Cromo lucido  
Polished chrome



Oro satinato  
Satin gold



Cromo satinato  
Satin chrome



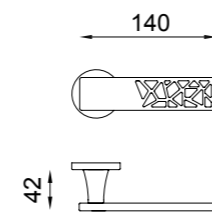
Inox satinato  
Satin steel



Grafite satinato  
Satin graphite



**Misure / Measures**



**Finiture / Finishes**

Bronzo satinato  
Satin bronze



Oro lucido  
Bright gold



Oro satinato  
Satin gold



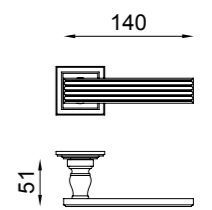
Nickel lucido  
Polished nickel



Grafite satinato  
Satin graphite



**Misure / Measures**



M40



M41

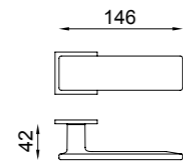


Square

Finiture / Finishes

Misure / Measures

Nero  
Black



Oro satinato  
Satin gold



Cromo satinato  
Satin chrome



Grafite satinato  
Satin graphite

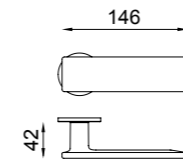


Round

Finiture / Finishes

Misure / Measures

Nero  
Black



Oro satinato  
Satin gold



Cromo satinato  
Satin chrome



Grafite satinato  
Satin graphite



Finiture / Finishes

Misure / Measures

Nero  
Black



Grafite satinato  
Satin graphite



Oro lucido  
Bright gold



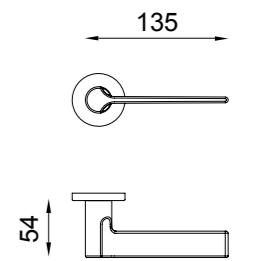
Oro satinato  
Satin gold



Nickel lucido  
Polished nickel



Cromo satinato  
Satin chrome



M42



**Finiture / Finishes**

Nero  
Black



Oro lucido  
Bright gold



Grafite satinato  
Satin graphite



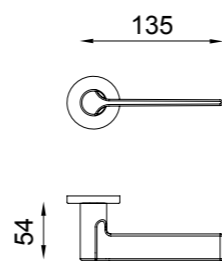
Cromo satinato  
Satin chrome



Oro satinato  
Satin gold



**Misure / Measures**



M44



**Finiture / Finishes**

Nero  
Black



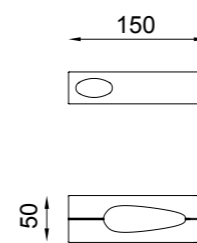
Cromo lucido  
Polished chrome



Bianco  
White



**Misure / Measures**



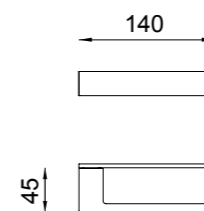
# M43



### H Plate



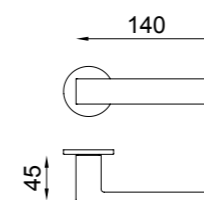
### Misure / Measures



### Misure / Measures



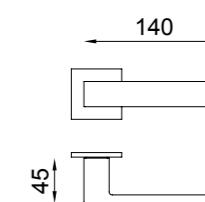
### Misure / Measures



### Square



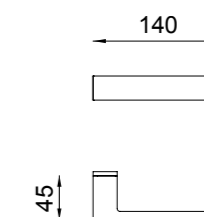
### Misure / Measures



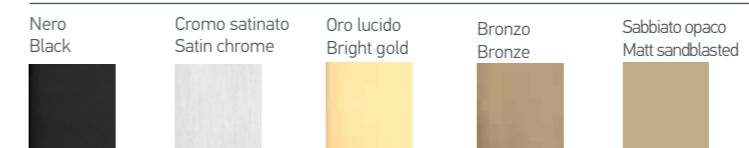
### Misure / Measures



### Misure / Measures



### Finiture / Finishes



# M45



# M46



### Finiture / Finishes

Nero  
Black



Bronzo satinato  
Satin bronze



Cromo lucido  
Polished chrome



Oro lucido  
Bright gold




Cromo satinato  
Satin chrome



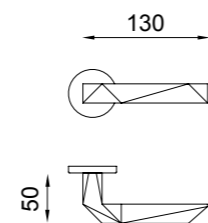
Oro satinato  
Satin gold



Grafite satinato  
Satin graphite



### Misure / Measures



### Finiture / Finishes

Nero  
Black



Bronzo satinato  
Satin bronze



Cromo lucido  
Polished chrome



Oro satinato  
Satin gold




Cromo satinato  
Satin chrome



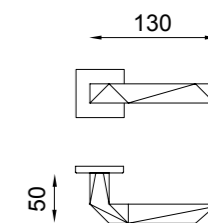
Oro satinato  
Satin gold



Grafite satinato  
Satin graphite



### Misure / Measures



M47



**Finiture / Finishes**

Bronzo satinato  
Satin bronze



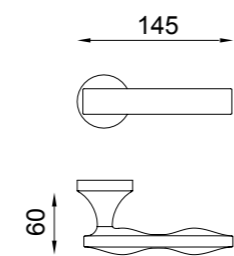
Cromo lucido  
Polished chrome



Cromo satinato  
Satin chrome



**Misure / Measures**



M48



**Finiture / Finishes**

Bronzo satinato  
Satin bronze



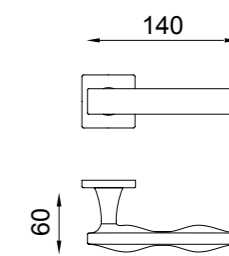
Cromo lucido  
Polished chrome



Cromo satinato  
Satin chrome




**Misure / Measures**



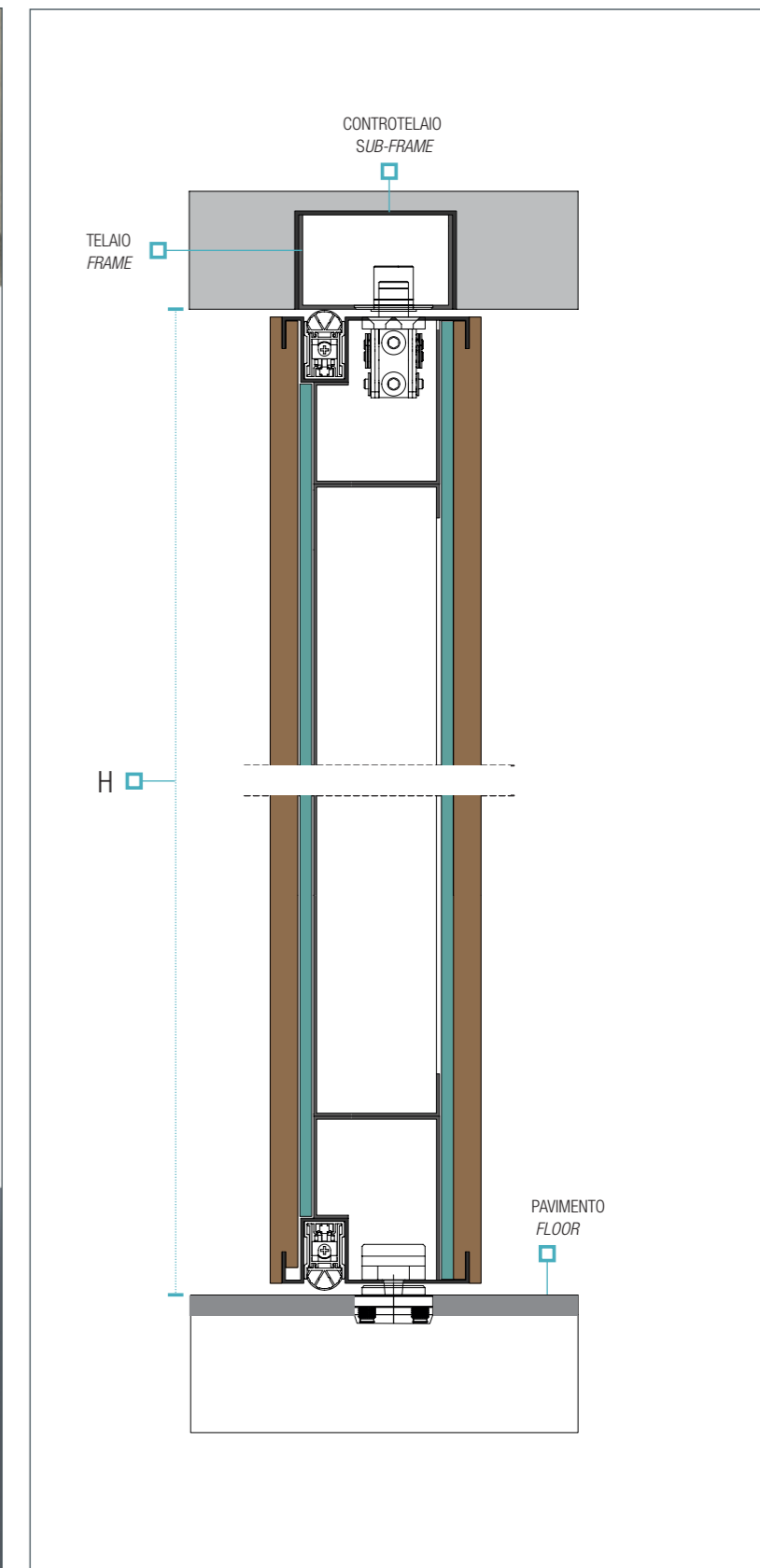
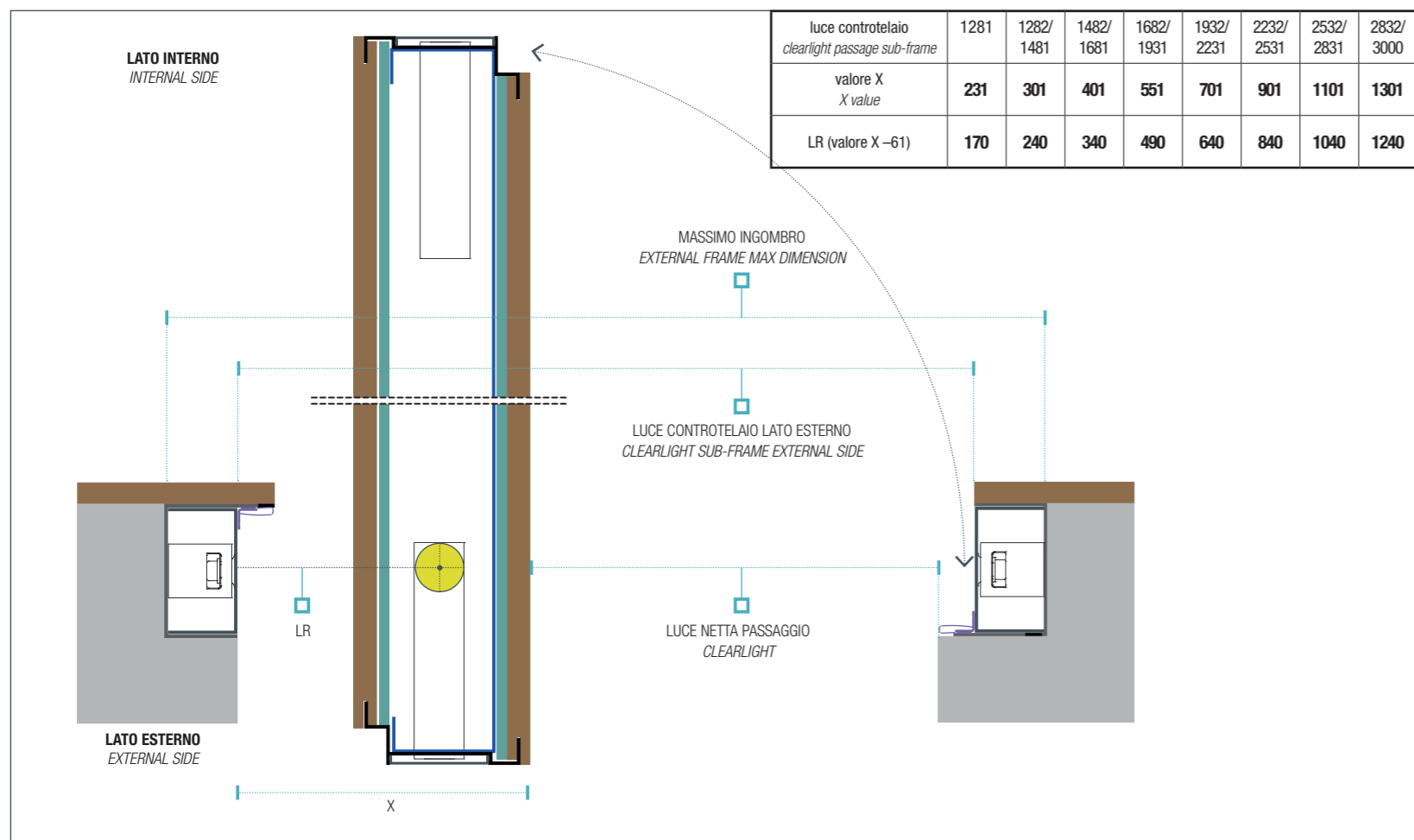

# sezione tecnica

technical section

rasomuro interno - flush to the wall

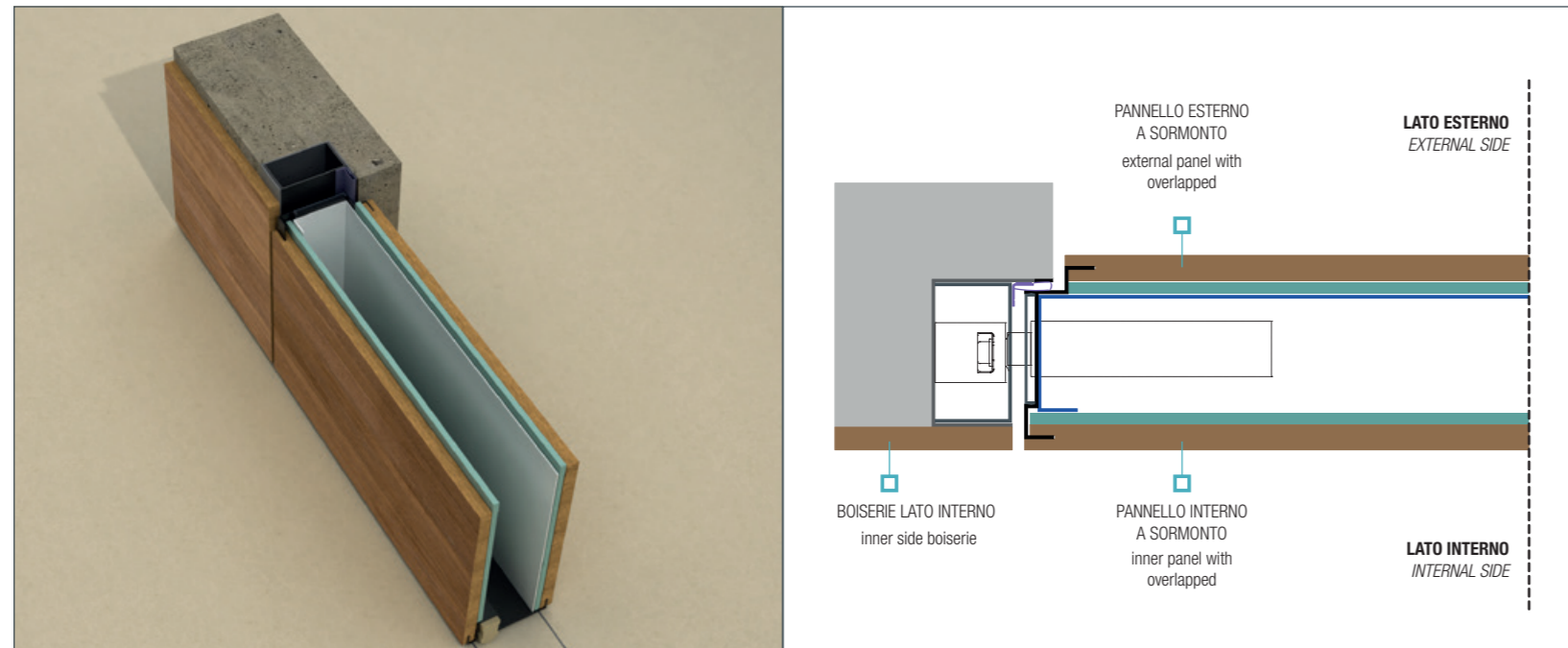


PIVÒ con controtelaio sul pavimento, senza piastra - PIVÒ with counterframe on the floor, without plate



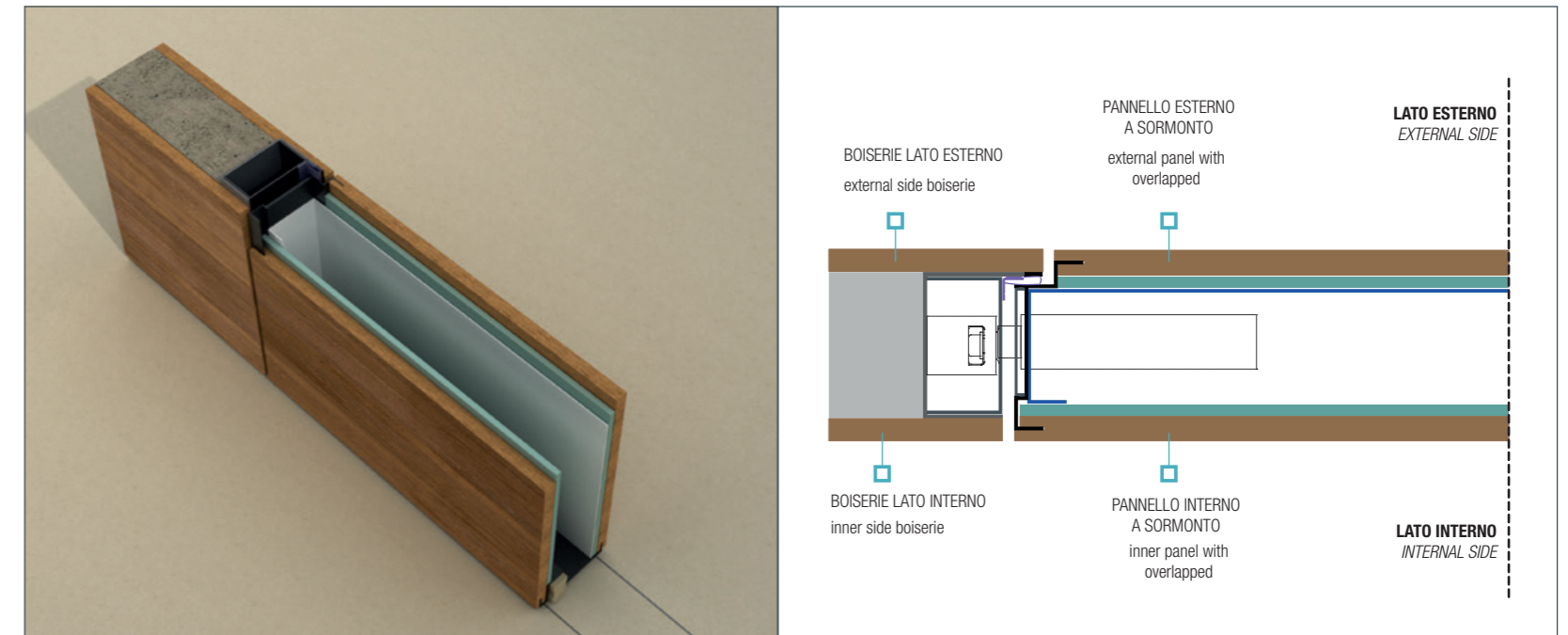
rasomuro interno - flush to the wall

montaggio a filo lato interno, pannello interno a sormonto con boiserie interna




rasomuro interno/esterno - flush to the wall on the inside and on the outside

montaggio a filo su entrambi i lati, pannello interno ed esterno a sormonto con boiserie



rasomuro esterno - flush to outside wall

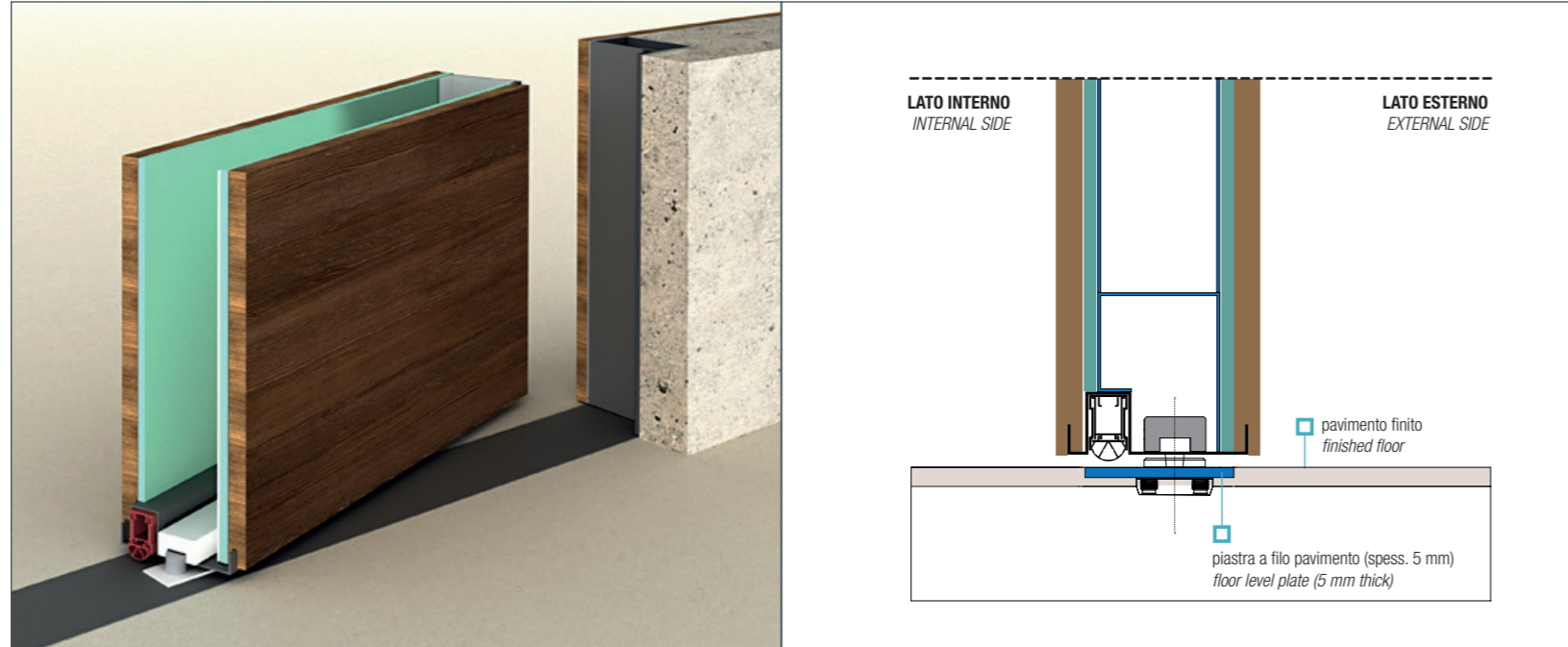
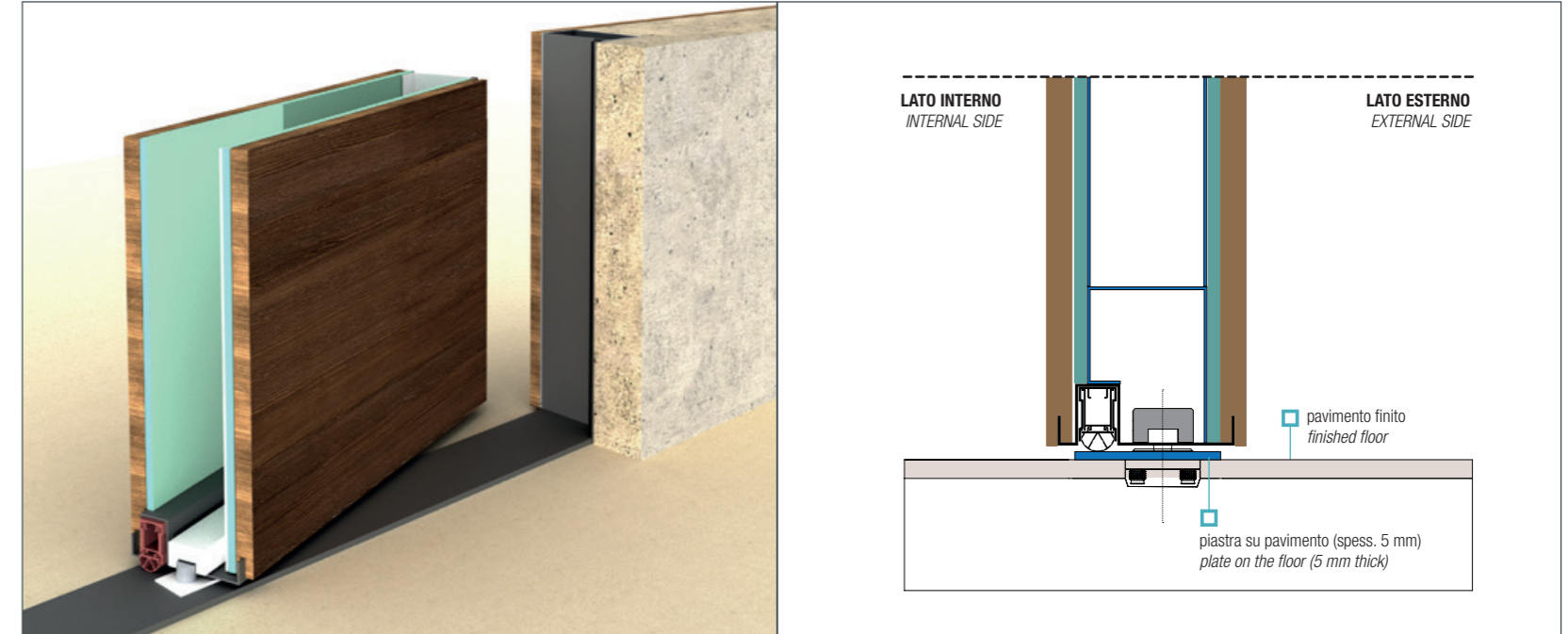
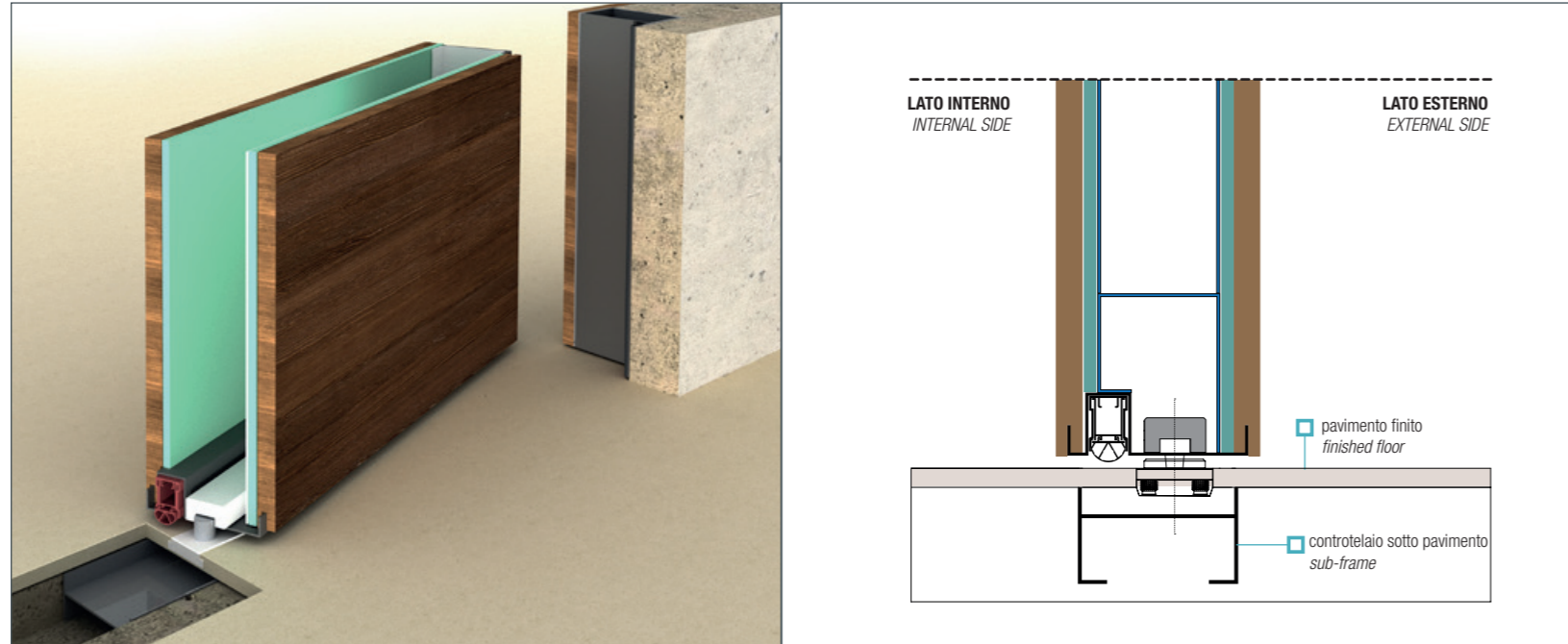
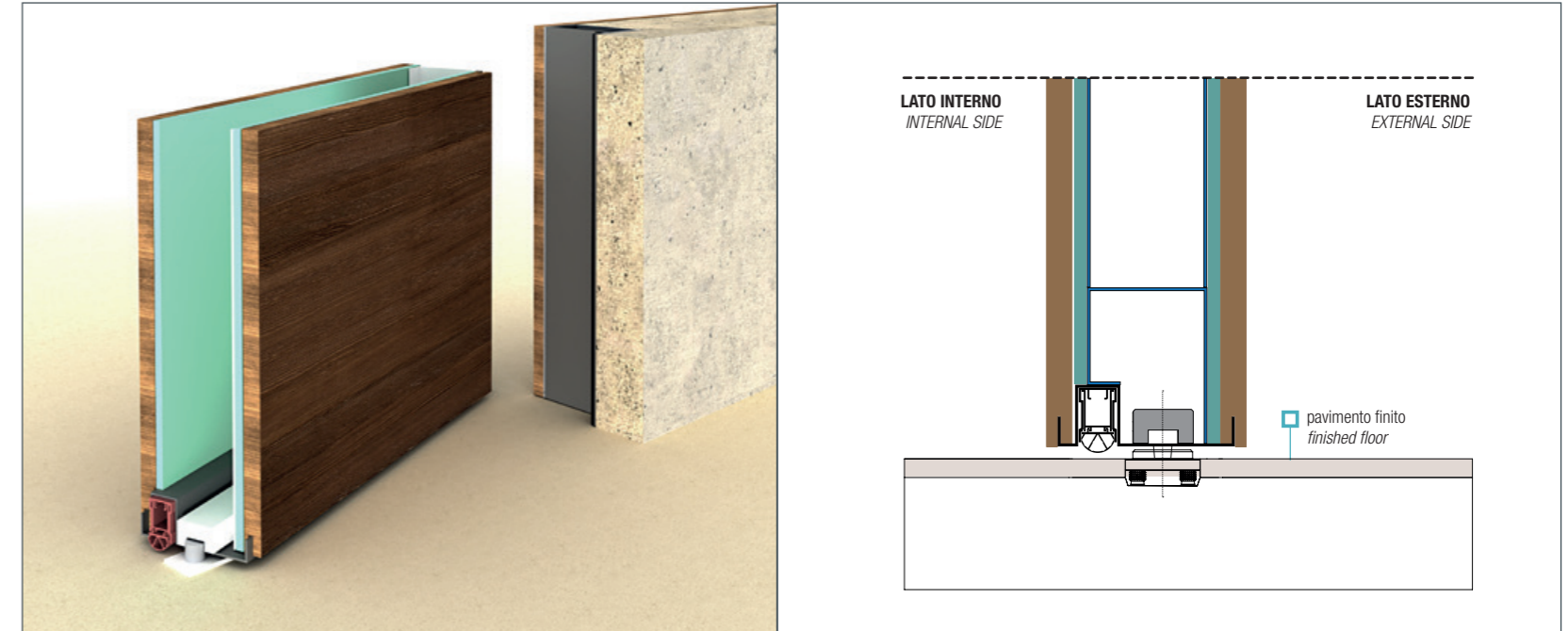
montaggio a filo lato esterno, pannello esterno a sormonto con boiserie



rasomuro interno/esterno - flush to the wall on the inside and on the outside

montaggio a centro mazzetta con coprifioli, pannello interno ed esterno a sormonto

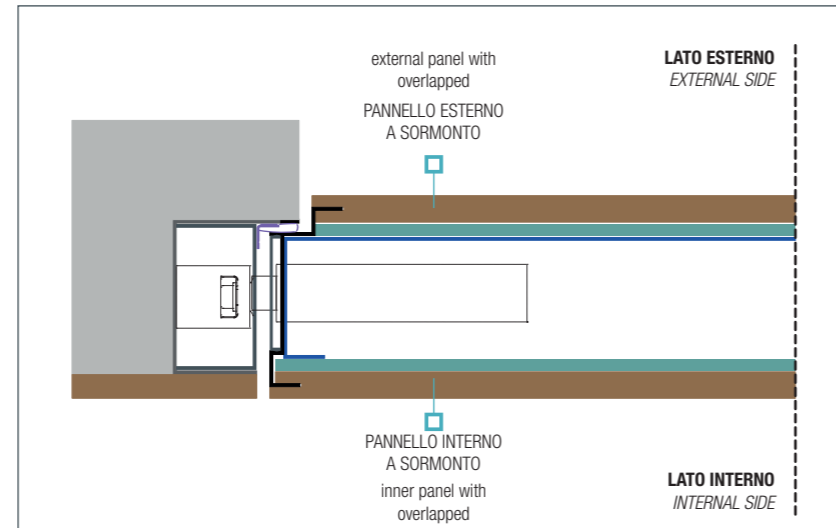



SOLUZIONI DI MONTAGGIO  
ASSEMBLY SOLUTIONPIASTRA FILO PAVIMENTO  
FLOOR LEVEL PLATEPIASTRA SU PAVIMENTO  
PLATE ON THE FLOORCONTROTELAIO SOTTO PAVIMENTO  
SUB-FRAME UNDER THE FLOORSENZA PIASTRA (dima)  
WITHOUT PLATE (template)

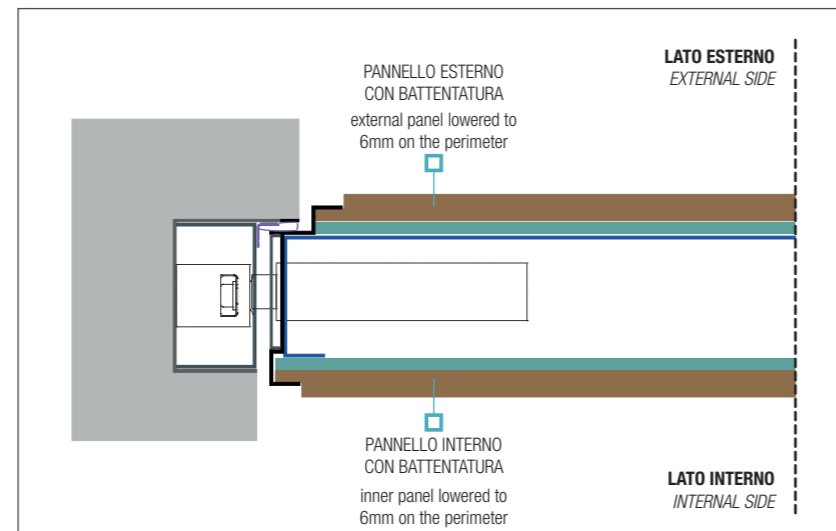

## SOLUZIONI DI MONTAGGIO ASSEMBLY SOLUTION

SOLUZIONI PANNELLI DI RIVESTIMENTO  
PANEL SOLUTION

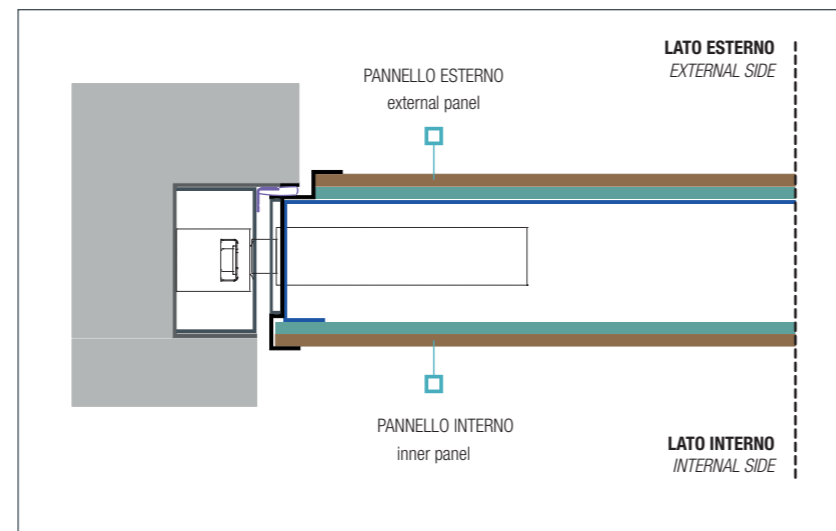

rivestimento a sormonto / overlapped panel



rivestimento con battentatura / battened panel




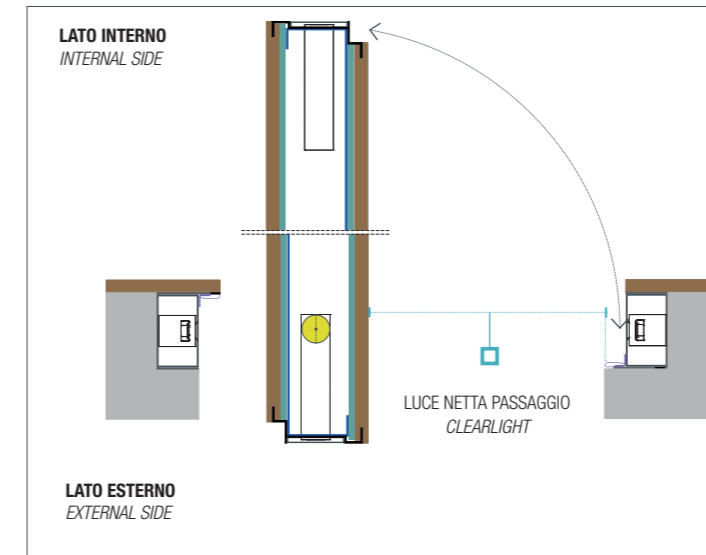
rivestimento 6 mm / 6mm panel




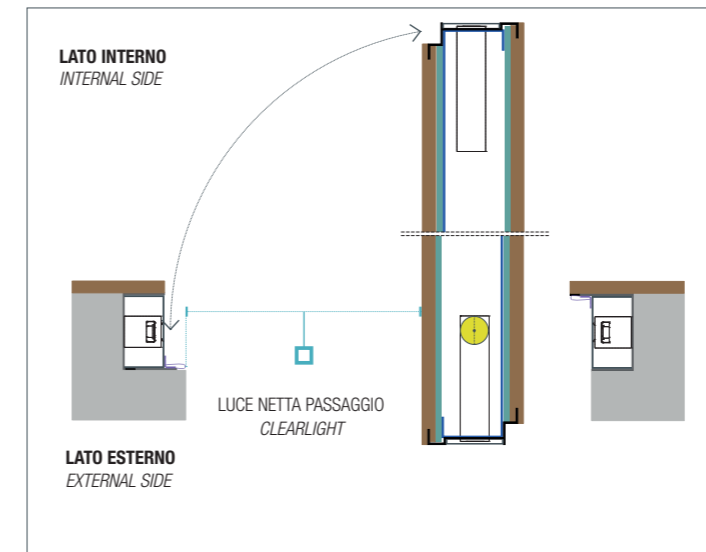
## SENSI DI APERTURA PORTA PIVÒ OPENING DIRECTION

APERTURA A SPINGERE  
PUSH OPENING

Spingere SX / Push left



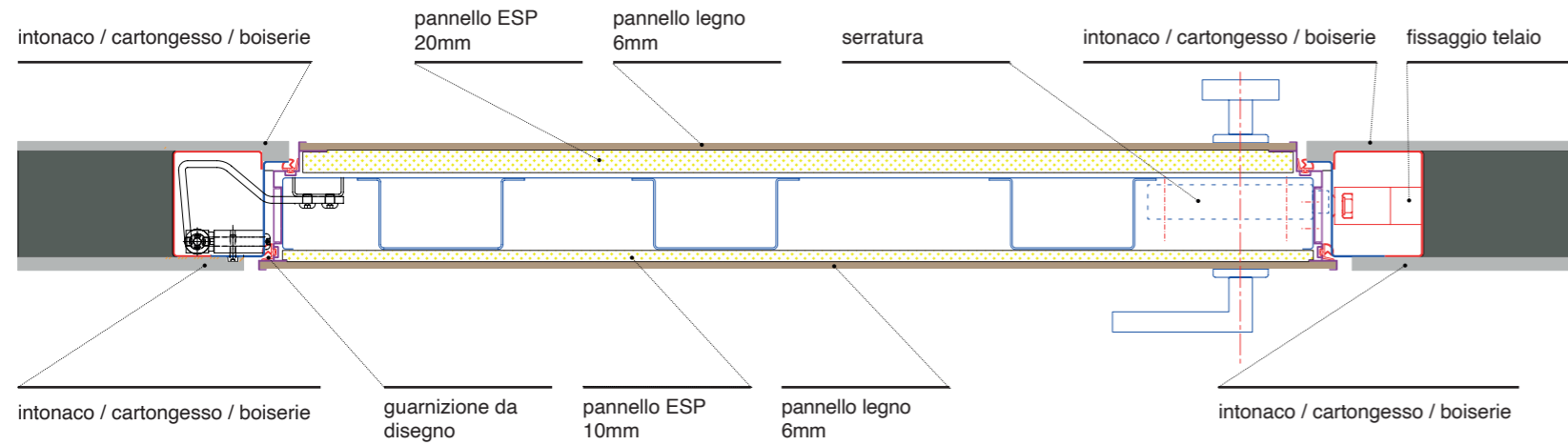
Spingere DX / Push right



# ICA | MANTA

sez. orizzontale con rivestimenti base 6mm  
horizontal section with 6mm base coverings

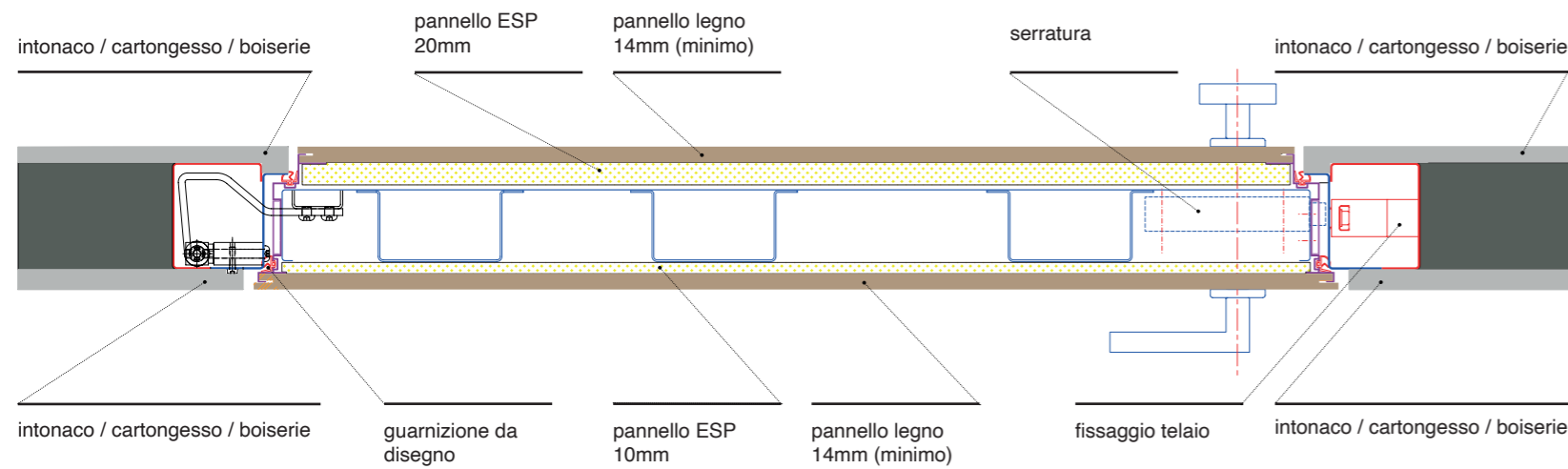
**LATO ESTERNO / EXTERNAL SIDE**



**LATO INTERNO / INTERNAL SIDE**

sez. orizzontale con rivestimento a sormonto  
horizontal section with overlapping cladding

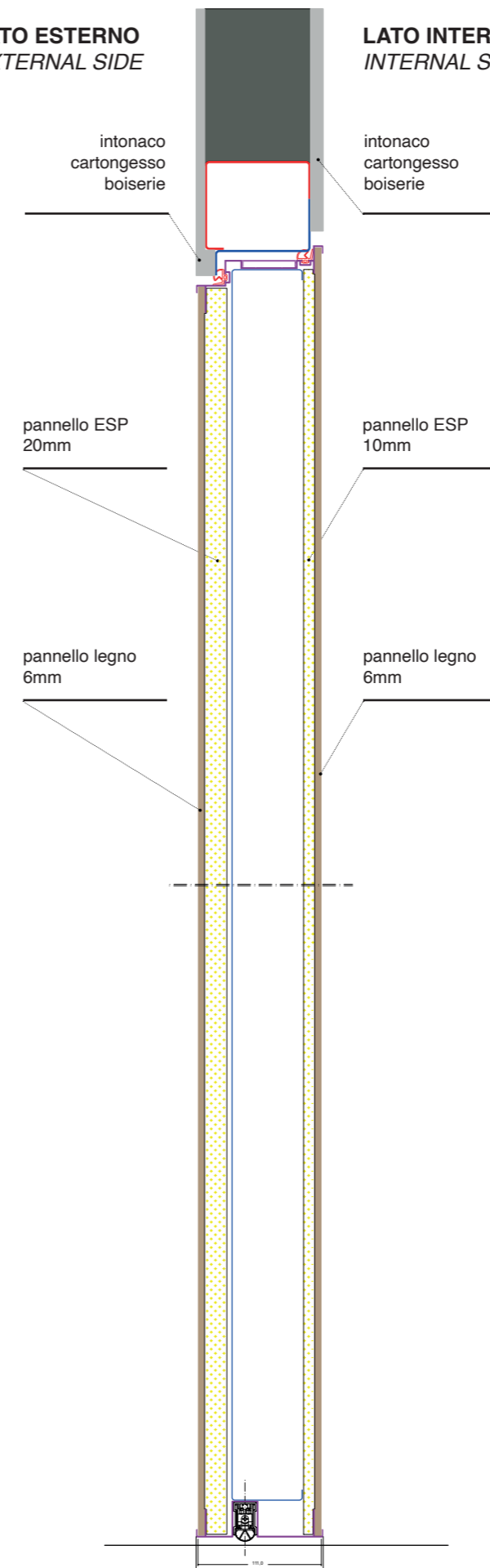
**LATO ESTERNO / EXTERNAL SIDE**



**LATO INTERNO / INTERNAL SIDE**

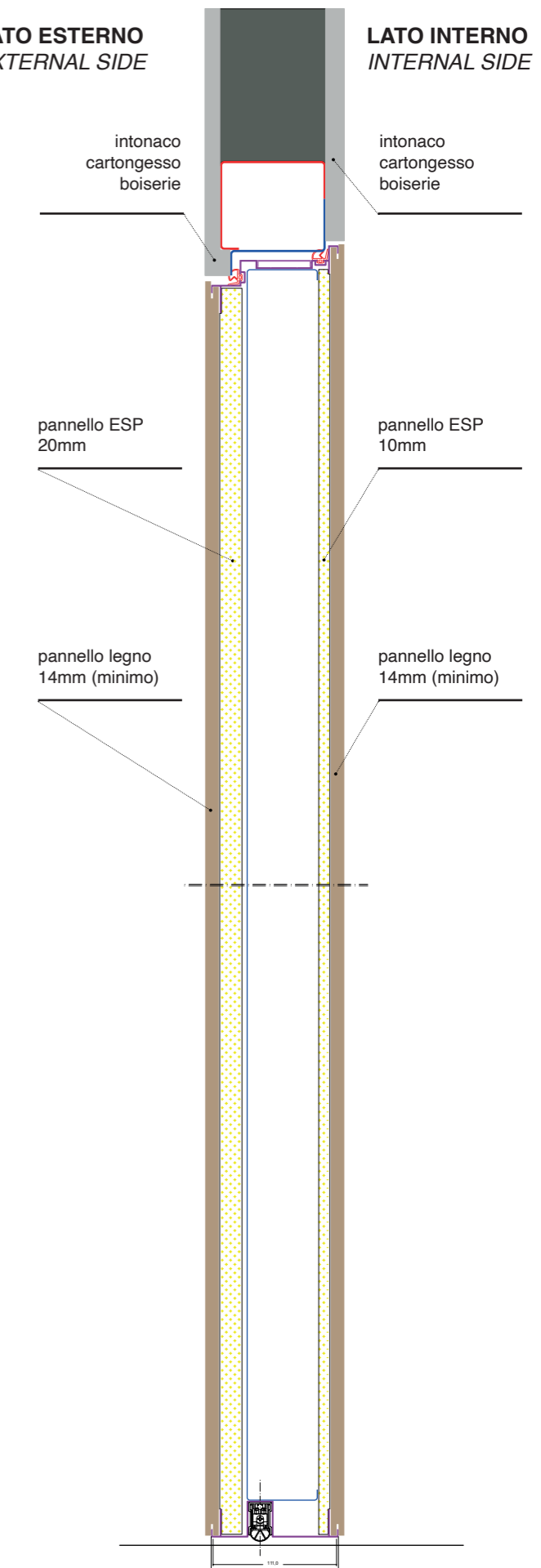
sez. verticale con rivestimenti base 6mm  
vertical section with 6mm base coverings

**LATO ESTERNO / EXTERNAL SIDE**    **LATO INTERNO / INTERNAL SIDE**



sez. verticale con rivestimenti a sormonto  
vertical section with overlapping cladding

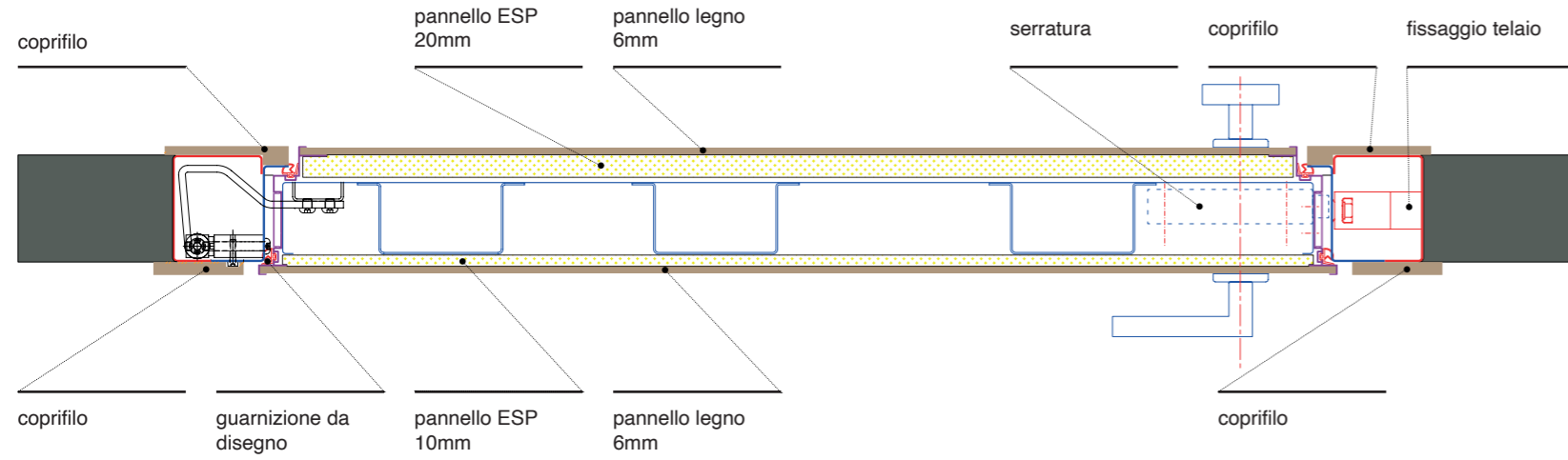
**LATO ESTERNO / EXTERNAL SIDE**    **LATO INTERNO / INTERNAL SIDE**



# ICA | MOSTRA

sez. orizzontale con rivestimenti base 6mm  
horizontal section with 6mm base coverings

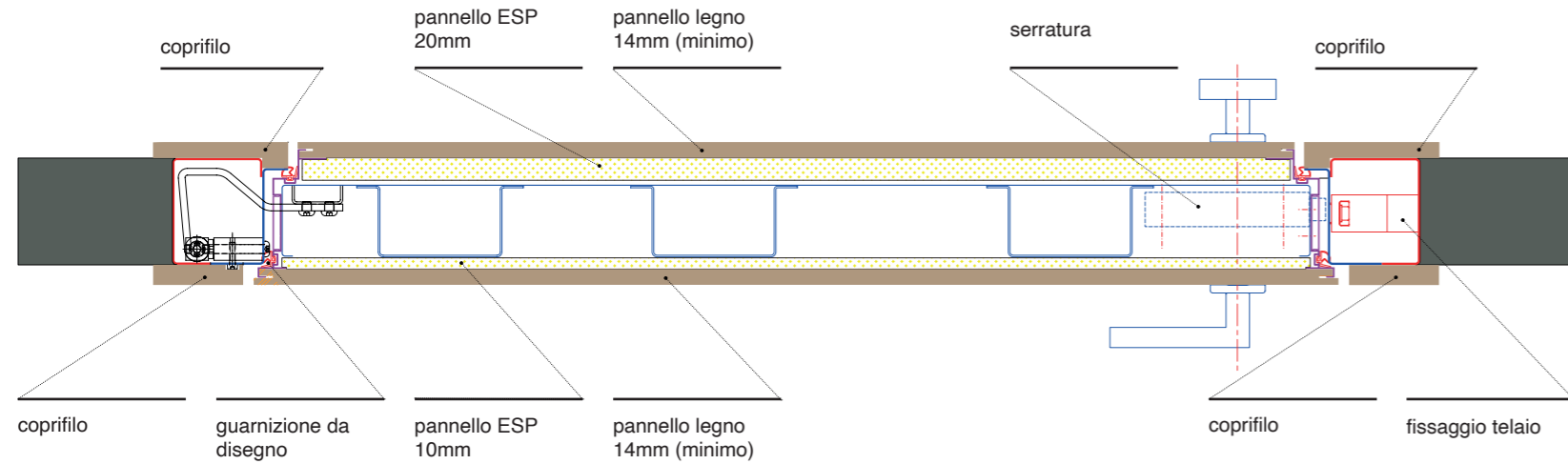
**LATO ESTERNO / EXTERNAL SIDE**



**LATO INTERNO / INTERNAL SIDE**

sez. orizzontale con rivestimento a sormonto  
horizontal section with overlapping cladding

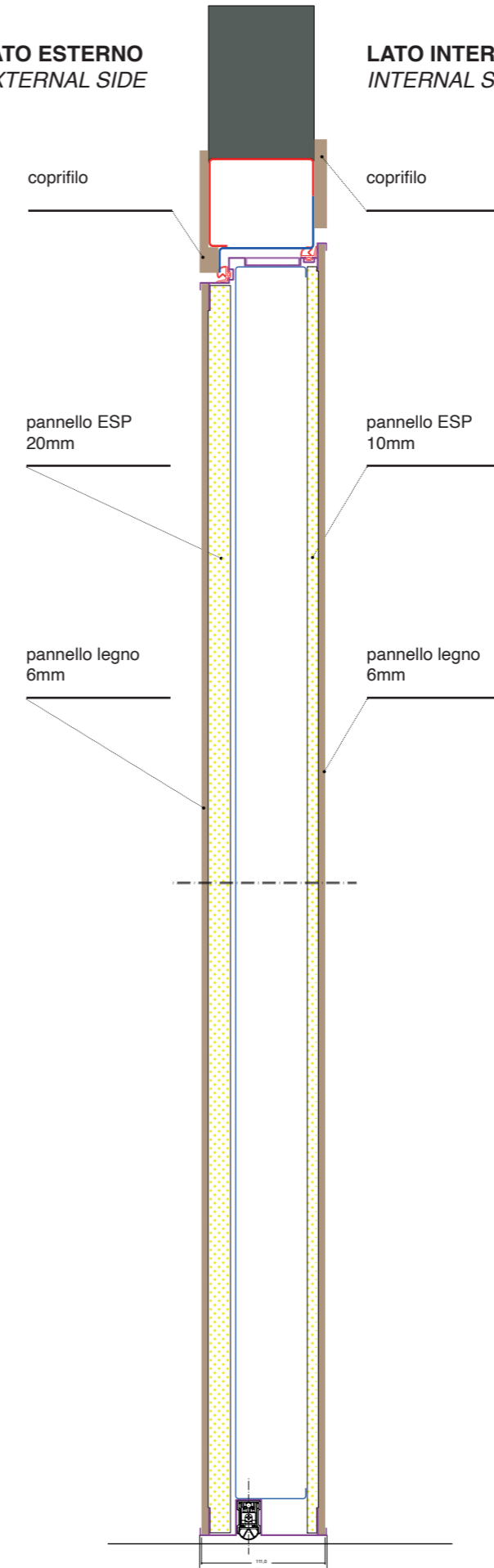
**LATO ESTERNO / EXTERNAL SIDE**



**LATO INTERNO / INTERNAL SIDE**

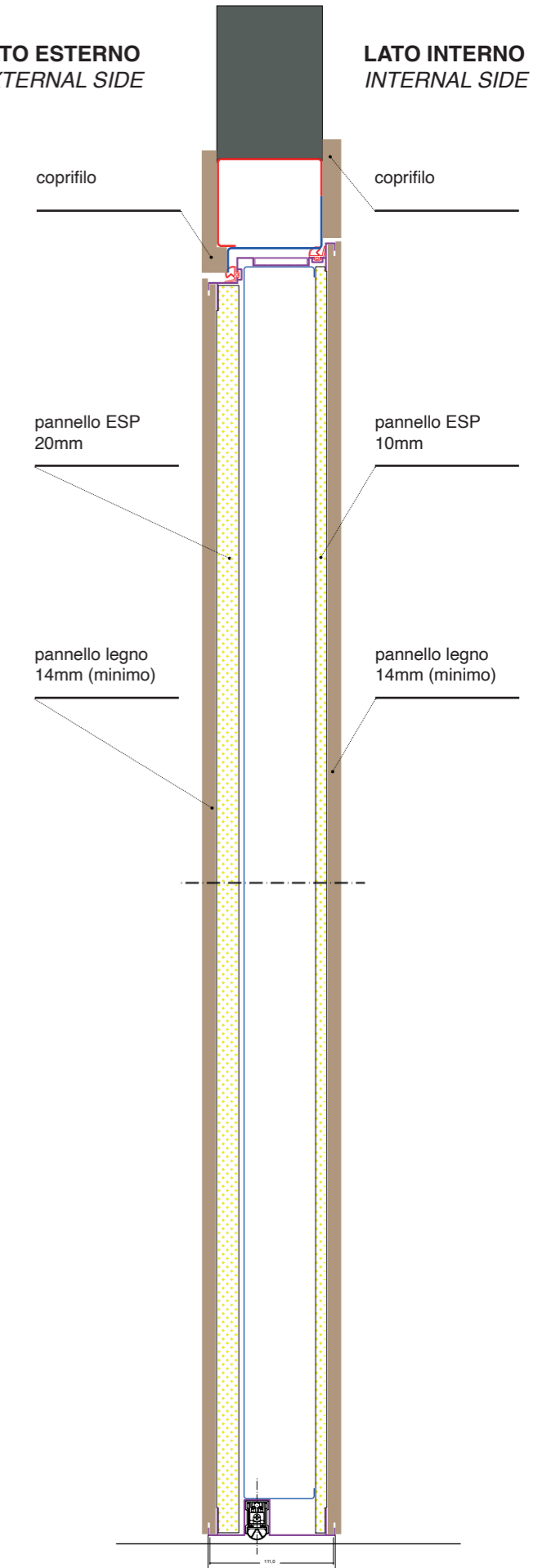
sez. verticale con rivestimenti base 6mm  
vertical section with 6mm base coverings

**LATO ESTERNO / EXTERNAL SIDE**      **LATO INTERNO / INTERNAL SIDE**

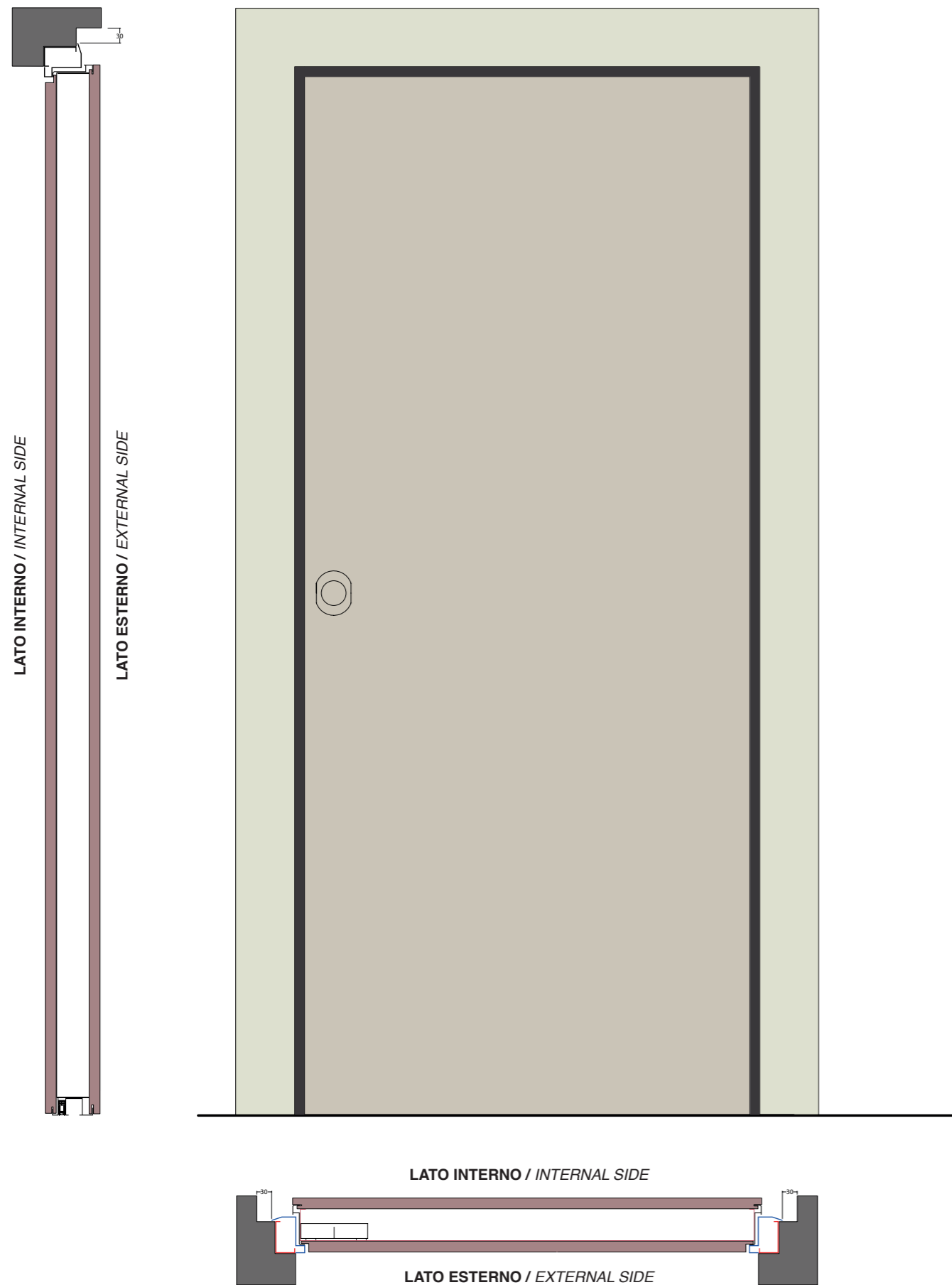


sez. verticale con rivestimenti a sormonto  
vertical section with overlapping cladding

**LATO ESTERNO / EXTERNAL SIDE**      **LATO INTERNO / INTERNAL SIDE**



## ICA | i-Door



## x1R Smart 2.0

x1R Smart è una serratura elettronica motorizzata progettata appositamente per l'applicazione su porte blindate. Combina la solidità di una serratura meccanica con la versatilità del controllo elettronico mediante Smartphone, tag RFID o tastiera.

*x1R SMART is a motorised electronic lock specifically designed for security doors. It combines the solidity of a mechanical lock with the versatility of electronic control via smartphone, RFID tag or keypad.*

**ISEO**



## Punti salienti

L'apertura avviene con l'aiuto di un motore o dello sblocco rapido "Single Action", ed in chiusura mediante l'azionamento motorizzato controllato da un microprocessore di ultima generazione. In assenza di alimentazione l'azionamento del catenaccio è garantito dal tradizionale movimento della chiave, dotato di sistema di sicurezza in grado di scollegare la motorizzazione durante l'azionamento con cilindro meccanico.

Le serrature della serie x1R Smart sono intercambiabili con le più comuni serrature meccaniche, dispongono degli stessi accessori meccanici. Le connessioni elettriche "plug and play" degli accessori elettronici rendono l'installazione estremamente semplice.

Il sistema è gestito attraverso ISEO Argo, app disponibile su piattaforma iOS e Android, con la quale è possibile interfacciare il proprio Smartphone mediante Bluetooth Smart 5.0, e gestire tutte le funzionalità.

È interfacciabile con piattaforma di controllo accessi ISEO o con sistemi di terze parti, attraverso connessioni Input/Output optoisolate, con le quali è possibile governare le varie modalità di azionamento in apertura e chiusura e controllarne gli stati.

Tutti i modelli sono reversibili e disponibili con differenti sporgenze ed interassi dei catenacci per una vasta intercambiabilità con le versioni meccaniche. Le mostrine sono disponibili in varie finiture.

Grazie alla solidità della struttura meccanica è classificata al massimo grado (7) per la resistenza contro l'effrazione (EN12209).

## Key points

*Opening occurs with the aid of a motor or the "Single Action" quick release and closing occurs through motorised action controlled by a next-generation microprocessor. In case of lack of power supply the operation of the deadbolt is guaranteed by the traditional movement of keys, equipped with a security system that is able to disconnect motorisation during operation of the mechanical cylinder.*

*Locks of the x1R Smart series are interchangeable with the most common mechanical locks as they use the same mechanical accessories. The electronic accessories' "plug and play" electrical connections make installation extremely easy.*

*The system is managed through Iseo Argo, an app available on iOS and Android which you can use to connect your smartphone via Bluetooth Smart 5.0 and manage all functions.*

*It can be interfaced with the Iseo access control platform or a third-party system through opto-isolated Input/Output connections which can be used to control the operation modes and states for opening and closing. By using the lockbus connection with proprietary protocol it is possible to have a direct and secure connection with the Iseo range devices.*

*All models are available with different projections and bolt centre-to-centre distances for a vast interchangeability with mechanical versions. Escutcheons are available in various finishes.*

*Thanks to the solidity of the mechanical structure it is classified at the maximum grade (7) for anti-intrusion protection (EN12209).*



**Multi-lettore**  
con lettore di  
impronte  
digitali



**Multi-lettore**  
solo tastiera



## ARGO 3.0 e Smart Gateway

Argo 3.0 introduce una nuova generazione di dispositivi smart caratterizzati dal Bluetooth Smart 5.0 (noto anche come Bluetooth Low Energy 5.0 o semplicemente BLE 5.0) e lo Smart Gateway. La tecnologia all'avanguardia del Bluetooth 5.0 consente alla "serratura smart" molteplici connessioni simultanee: per esempio, mentre un membro della tua famiglia sta aprendo la porta con lo smartphone, la serratura può connettersi allo Smart Gateway e può così essere gestita da remoto, permettendo di aggiungere, modificare o cancellare utenti e leggere gli eventi.



*Argo 3.0 introduces a new generation of door lock smart devices featuring Bluetooth Smart 5.0 (known also as Bluetooth Low Energy 5.0 or simply BLE 5.0) and the Smart Gateway. State of the art Bluetooth Smart 5.0 technology enables the door lock to simultaneous multiple connections: for example while one member of your family is opening with the smartphone, the locks can connect to the Smart Gateway and you can manage the door lock from remote adding users or reading events.*

## Gestione da Remoto

**Argo 3.0 abbinato allo Smart Gateway e ai dispositivi Bluetooth Smart 5.0 permette di utilizzare Argo da Remoto: le funzionalità di Argo in qualsiasi momento e in qualsiasi luogo.**

Se conosci già Argo, lo puoi usare allo stesso modo da remoto perché l'interfaccia utente non è cambiata, mantenendo così la medesima esperienza utente. Connettendoti da remoto, potrai così gestire la serratura come se fossi di fronte ad essa (Argo locale).

Lo Smart Gateway connette il cloud (account Argo di ISEO) alla serratura. Comunica con il cloud attraverso la connessione dati e con la serratura tramite il Bluetooth Smart 5.0. Lo Smart Gateway può gestire tutte le serrature nel raggio del suo Bluetooth Smart 5.0 (circa 10 metri, a seconda delle condizioni ambientali).

*Argo 3.0 combined with the Smart Gateway and Bluetooth Smart 5.0 devices allows to perform Argo from Remote: the Argo functionalities at anytime from anywhere in the world.*

*If you already know Argo you can use it straightforward from remote. Connecting from remote you will be able to manage the door lock in the same way as you are in front of it (local).*

*The Smart Gateway connects the cloud (ISEO Argo account) to the door lock. It communicates with the cloud via data connection and with the door lock via Bluetooth Smart 5.0. The Smart Gateway can manage all the door locks in its Bluetooth Smart 5.0 range (around 10 meters depending on environment conditions).*







# ICA|Mostra

note

.....  
.....  
.....

.....  
.....  
.....  
.....  
.....  
.....  
.....  
.....  
.....  
.....  
.....



# ICA|i-Door

note

.....  
.....  
.....

.....  
.....  
.....  
.....  
.....  
.....  
.....  
.....  
.....  
.....  
.....

Gli effetti cromatici delle fotografie contenute nel presente catalogo sono indicativi.

Per la scelta del colore, si consiglia di far riferimento alla mazzetta in dotazione del rivenditore.

La ICA S.r.l. si riserva la facoltà di variare senza preavviso colori, disegni ed articoli del presente catalogo.

*The chromatic effects of the pictures in this catalogue are indicative.*

*To choice colours it is advisable to consult the samples available to the distributors.*

*ICA has the faculty to change without previous advice colours, designs and articles in this catalogue.*

**art direction**

Celestino Sanna

**photography**

Francesco Stragapede

-studioset-

**graphic design and layout**

Celestino Sanna design studio

**printed in Italy by**

Grafica Nappa

Industria Poligrafica

Copyright - ICA S.r.l.

Tutti i diritti sono riservati.

È vietata la riproduzione anche parziale dell'opera, in ogni forma e con ogni mezzo, senza l'autorizzazione del possessore dei diritti.

L'azienda anche senza preavviso, si riserva di apportare tutte le modifiche che riterrà opportune al fine di migliorare la qualità e le prestazioni dei propri prodotti.

L'azienda declina ogni responsabilità per errori di stampa, omissioni, errate indicazioni e descrizioni o altri errori incorsi con la realizzazione del catalogo.

*Copyright - ICA S.r.l.*

*All rights reserved.*

*Even partial reproduction of the work, in any form and by any means, is prohibited without the authorization of the rights holder.*

*The company, even without prior notice, reserves the right to make any changes it deems appropriate in order to improve the quality and performance of its products.*

*The company declines all responsibility for printing errors, omissions, incorrect indications and descriptions or other errors incurred during the creation of the catalog.*



**ICA** srl  
Pignataro Interamna (FR)  
zona industriale - viale Benedetto Miele  
via Ausonia, km 4  
tel +39 0776 94 95 27/8  
fax +39 0776 94 95 31  
info@icaportebblindate.it  
www.icaportebblindate.it

